

**F.No. 14-1/2012 MDM 2-1**  
GOVERNMENT OF INDIA  
MINISTRY OF HUMAN RESOURCE DEVELOPMENT  
DEPARTMENT OF SCHOOL EDUCATION AND LITERACY  
MID DAY MEAL DIVISION

Shastri Bhavan, New Delhi  
Dated the 26<sup>th</sup> September, 2012

**Subject: Minutes of the National Level Review Meeting with States / UTs Education Secretaries / Nodal Officers to review the implementation of Mid Day Meal Scheme on 28<sup>th</sup> July, 2012 at New Delhi**

A National Level Review Meeting with State / UT Education Secretaries / Nodal Officers to review the implementation of Mid Day Meal Scheme was held at Vigyan Bhavan, New Delhi on 28<sup>th</sup> July, 2012 under the Chairpersonship of Ms. Anshu Vaish, Secretary (SE&L), Department of School Education & Literacy, Ministry of Human Resource Development.

2. A copy of the minutes of the above meeting is enclosed for information & necessary action.

  
(Gaya Prasad)  
Director (MDM)  
Tel. : 011-23384253  
Fax: 011-23382394  
e-mail: [gaya.prasad@nic.in](mailto:gaya.prasad@nic.in)

**Principal Secretaries / Secretaries of all the States / UTs of the Nodal Officers  
Department implementing Mid Day Meal Scheme.**

**GOVERNMENT OF INDIA  
MINISTRY OF HUMAN RESOURCE DEVELOPMENT  
DEPARTMENT OF SCHOOL EDUCATION AND LITERACY  
MID DAY MEAL DIVISION**

**Minutes of the National Level Review Meeting with State / UT Education Secretaries / Nodal officers to review the implementation of Mid Day Meal Scheme on 28<sup>th</sup> July, 2012, Vigyan Bhavan, New Delhi**

---

A meeting to review the progress of Mid Day Meal scheme was held at Vigyan Bhavan, New Delhi on 28<sup>th</sup> July, 2012 under the Chairpersonship of Ms. Anshu Vaish, Secretary(SE&L). A list of participants is attached at **Annexure-I**.

Dr. Amarjit Singh, Joint Secretary (EE.I), Department of School Education and Literacy made a presentation (**Annexure-II**). The presentation also highlighted performance of scheme in terms of coverage of children against enrolment, utilization of resources made available, viz. cooking cost, food grains, transportation cost, MME, Kitchen sheds and Kitchen devices. He further drew the attention of State/UT Governments towards the data entry into MIS web portal launch in month of June 2012. The following major issues were discussed:

**1. Nutritional Status in the Country:**

JS(EE-I) focused on the nutritional status of children in the country. He stated that according to the NFHS-3, 48% of preschool children height is not appropriate to their age. The level of malnutrition goes up during the school years. This affects not only the learning ability, but also on the cognitive ability of the children.

**2. Component wise budget allocation for 2012-13**

JS(EE-I) informed that Rs.48,000 crores was allocated for the programme during the 11th Five year plan. During this financial year, the budget allocation for MDM is Rs.11,937 crores, out of which 53% (i.e 6285.37 crores) is allocated for the cooking cost, which is a very crucial component of the MDM scheme for addressing the nutritional needs of the children. Of the remaining allocation, 20% (2391.76 crores) goes to honorarium to cook cum helpers, 14% (1641.88 crores) towards the cost of food grains, two per cent each for transportation assistance (Rs.238.73crores) and MME (206.05 crores).

**3. Coverage status under MDM during 2011-12**

The implementation of scheme was reviewed thereafter, on the basis of information provided by the States/UTs during 2011-12.

**3.1 Coverage of Children vs. Enrolment**

Enrolment vs Coverage –Primary

At primary level in 7 States namely Bihar, Chhattisgarh, Delhi, Gujarat, Jammu and Kashmir, Jharkhand and Uttar Pradesh, coverage of children under MDM against the enrolment was less than the national average i.e.

72%, whereas in 5 States namely Kerala, Goa, Lakshadweep, Haryana and Arunachal Pradesh, coverage of children to total enrolment was more than 95%. In rest of the 22 States/UTs, coverage of children under MDM against the enrolment was in the range of 74% to 94%.

#### Enrolment vs Coverage – Upper Primary

During 2011-12, coverage of children under MDM against enrolment at upper primary stage was also 72% like primary stage at national level. Eleven States/UTs namely Bihar, Chhattisgarh, Uttar Pradesh, Jharkhand, Jammu and Kashmir, Gujarat, Dadra and Nagar Haveli, Delhi, Tripura, Tamil Nadu and Meghalaya the coverage of children under MDM against the enrolment was less than national level i.e. 72%. In rest of the 19 States/UTs, coverage under MDM was in the range of 75%- 94% to the total enrolment.

States namely Bihar, Chhattisgarh, Uttar Pradesh, Jharkhand, Jammu and Kashmir, need to focus on low coverage under MDM at both primary and upper primary stages as far below the national average even after universalization of scheme for a decade. States should enquire as to why all the children enrolled in the schools are not opting for MDM. If there are any implementation problems or any other social reasons in these States, State Governments should address them on a priority basis and feed each and every child who comes to school.

JS(EE-I) stated that department has identified the poor performing districts in terms of low coverage of children against the enrolment. Six central teams had already visited these districts to find out the reasons for low performance during the 2011-12 and suggested that corrective measures be taken by the State Governments for effective implementation of scheme.

### **3.2 Utilisation of resources**

#### **3.2.1 Utilisation of Food grains vs. Allocation**

The national average utilisation of food grains was 84 % against the allocation during 2011-12. Eight states namely Puducherry, Haryana, Assam, Gujarat, West Bengal, Jammu & Kashmir, Bihar and Chandigarh have utilised food grains less than the national average - 84%. Most alarming situation was in the States of Jammu and Kashmir, Bihar and Chandigarh where utilisation of food grains was only two-third of the allocation. These States needs to identify the reasons for the same and take necessary measures for proper utilisation of food grains. Rest of 27 State/UTs have utilised food grains ranging between 70-100%.

JS(EE-I) also stated that quality of food served is not up to the mark in some of places, so children are not opting for MDM. In order to overcome this issue, Government of Tamil Nadu has engaged the services of a chef who has prepared 26 different menus using the same ration and ingredients. By

using these type of interventions and innovative measures the acceptability of food can be increased.

### **3.2.2 Utilisation of Transportation Assistance vs. Allocation**

In 3 states namely Bihar, Manipur and Chhattisgarh the utilisation of the transportation assistance is below the national average i.e. 84%, whereas 5 States namely Mizoram, Sikkim, Haryana, Gujarat and Tripura have utilised more than 100% of allocation. Rest of the States/UTs have utilised TA in the range of 57% to 100%. Monitoring Institute (MIs) reports have brought out that the schools are making their own arrangements for lifting of food grains from the fair price shops for which there is no provision of reimbursement. MIs have also reported that in some of the States, teachers are involved in lifting of food grains from fair price shops. As per MDM guidelines, State Nodal agency for transportation should ensure delivery of the food grains to the schools as the transportation cost paid by the GOI to the nodal agency was for lifting food grains from FCI and delivering the food grains up to school level.

### **3.2.3 Payment to FCI**

With regard to payment to FCI, JS (EE-1) informed that FCI has raised bills amounting Rs.1231.13 crore. Till 31-3-2012, payment of Rs.865.36 crore has been made to FCI by various State/UTs. Payment of Rs.365.77 crore was pending as on 31-3-2012 and significant amounts are due from the States of Assam, Arunachal Pradesh, Bihar, Jharkhand, Sikkim, Rajasthan, West Bengal and Uttar Pradesh.

### **3.2.4 Utilisation of Cooking Cost vs. Allocation**

Cooking cost is one the crucial components of the MDM scheme for adding nutrition value to the MDM. The national average utilisation of cooking cost was 85% of the allocation. In the 9 States/UTs of Arunachal Pradesh, Assam, Bihar, Gujarat, Jammu and Kashmir, Manipur, Puducherry, Sikkim and West Bengal the utilization of cooking cost is less than the national average of 85%. Excess utilization of cooking cost was observed in the States of D&N Haveli, Mizoram, Punjab, Lakshadweep, Nagaland and Meghalaya (More than 100%) of the allocation. These states need to look into the abnormally high utilization of cooking cost.

It was noted that MI reports have highlighted fund flow as one of the major areas of concern and there is considerable delay in funds reaching the schools. In order to overcome delay in fund flow, Government of Andhra Pradesh has initiated Green Channel Scheme already circulated to States/UTs, which they may consider emulating.

Representatives from various States raised the issue of enhancement of cooking cost during financial year as the meagre cooking cost is not meeting the demands of market rates of pulses, oil and condiments to serve the quality food under MDM.

Secretary (SE&L) informed that there is an enhancement in the cooking cost by 7.5% every year to address the increase in prices.

### **3.2.5 Utilisation of MME**

The MME expenditure reflects the health of the MDMS by facilitating regular monitoring and evaluation. It is ironical that funds provided under MME largely go unutilised in 4 States namely Kerala, Goa, D&N Haveli and Lakshadweep. Eleven State/UTs have utilised less than national average of 83%. Rest of the 19 State/UTs have utilised more than 83% of the allocated funds.

JS (EE.I) mentioned that the States /UTs should utilize the MME funds fully and put mechanisms in place to utilise the MME funds for effective monitoring of the scheme. State/UTs should use MME funds for engaging staff for entry of data into the MIS web portal and IVRS system.

Under publicity component of MME funds, States/UTs Governments can have media plan and continuous campaign throughout the year with the information relating to various dimensions of the scheme and create awareness among the people.

### **3.2.6 Honorarium to Cook cum helpers:**

GOI has engaged 2472362(92%) cook cum helpers during 2011-12 against the PAB approval of 2699388 by the States/UTs. Utilisation of funds towards payment of honorarium to cook cum helpers was 81% of the allocation. MIs have reported that there is a delay in payment of honorarium to cook cum helpers by 3-4 months. State Governments were requested to appoint the cook cum helpers as per norms and pay them regularly in order to avoid interruption in serving of MDM.

The representative from Gujarat stated that cook cum helpers engaged under MDM are constantly raising the issue of enhancement of honorarium to them at par with payment to anganwadi workers under ICDS. Secretary (SE&L) clarified that the nature of the jobs performed by anganwadi workers and MDM cook-cum-helpers are different. Hence parity of payment is not feasible.

#### **4. Construction of Kitchen cum stores**

Lack of infrastructure facilities impedes the proper implementation of the scheme at the school level. GOI has sanctioned funds towards construction of 9,55,473 kitchen cum stores during 2006-07 to 2011-12. Out of which 5,60,546(59%) kitchen cum stores have been constructed, 95,867(10%) kitchen cum stores were in progress and rest of the kitchen cum stores were yet to start. Three states namely Kerala, Mizoram and Maharashtra have constructed only 13%, 26% and 27% of the sanctioned kitchen cum stores. Maharashtra, Jharkhand, West Bengal, Bihar, Uttar Pradesh and Odisha are yet to start a large number of sanctioned kitchen cum stores which is a matter of concern. MIs have also highlighted lack of infrastructure facilities especially kitchen cum stores in their reports.

JS(EE-I) requested the States to speed up the pace of construction of kitchen cum stores in order to ensure a hygienic and safe environment for cooking of MDM.

JS(EE-I) also requested the States of Maharashtra, Kerala, Jammu and Kashmir to expeditiously submit the proposals for the remaining schools. He further stated that MPLADS has included provision for construction of dining halls under this programme, and States can take advantage of this.

#### **5. Coverage under School Health Programme**

In convergence with the School Health Programme (SHP) of National Rural Health Mission, children are expected to be given a comprehensive health check-up and provided with micronutrients and deworming tablets. During FY 2011-12, check ups were carried out nationally for 69% of the children against the enrolled children in schools. Nine States namely Karnataka, Chhattisgarh, Gujarat, Maharashtra, Tamil Nadu, Odisha, Puducherry, Punjab and Himachal Pradesh performed better than the national average of 69%. 8 states namely Manipur, Kerala, Uttar Pradesh, Meghalaya, Sikkim, Tripura, West Bengal and Assam were below the national average. States/UTs may take up the matter with the State Health Departments to cover maximum number of children under SHP.

JS(EE-I) informed that MDM Bureau has already issued D.O.No.13-2/2012-EE.5(MDM1-2) dated 19-7-2012 to all the State/UT Governments about the hand washing programme in schools. Hand washing with soap is a proven and inexpensive intervention which can reduce diarrhoeal diseases by 40% which were among the main causes for child deaths in India. States/UTs were requested to make soaps available in all schools. The admissible expenditure can be incurred under sub component of school level funds of MME.

#### **6. Management Information System**

The Department of School Education and Literacy has launched the MIS Web portal(Training version of portal: [URL:http://www.trgmmdm.nic.in](http://www.trgmmdm.nic.in)) in collaboration with NIC for collecting the authentic and reliable data from various levels i.e State level to school level from various agencies involved in implementation of the scheme.

The officials from MHRD have imparted training to State and district level officials to feed the data into MIS web portal.

The States/UTs have created user ids at various levels i.e State, District, block, and school. For data entry into MIS portal, 9 State/UTs namely Rajasthan, Uttarakhand, Tamil Nadu, Gujarat, Mizoram, Kerala, Karnataka, A & N Islands and Goa have created more than 90% block level user ids. 12 States/UTs namely Chandigarh, Assam, Sikkim, Bihar, Orissa, Tripura, West Bengal, Haryana, Dadra & Nagar Haveli, Daman and Diu and Lakshadweep have created less than 40% block level user ids. The State/UTs have completed the annual data entry for 4.49 lac schools (35.9%). The highest school annual data entries were carried out in States namely Lakshadweep, Mizoram, D & N Haveli, Uttarakhand, Chandigarh, Gujarat, Haryana, HP, Karnataka, Puducherry, Tripura and Daman & Diu. Other states need to expedite this process.

JS(EE-I) requested the State/UTs to expedite the data feeding process and resolve the issues faced therein with officials of MHRD and NIC for successful completion of the task in a time bound manner. He further emphasised that operationalisation of the IVRS based MIS for MDMS would be a key consideration for PAB approvals in the next financial year. To facilitate the timely operationalisation of data entry process in web portal of MIS, States/UTs should provide proper infrastructure facilities i.e. computers/laptops, internet facilities and power supply to the district and block level. IVRS based MIS system will facilitate real time monitoring and will also help social accountability mechanisms.

Representative from the State of Odisha stated that data entry in MIS web portal is still slow in the State, but the State Government is trying to improve the same by purchasing the computers and appointing the data entry operators. SPD, Govt. of Uttarakhand requested for a toll free number at the central level in the context of the MIS.

Director, MDM, Government of Rajasthan suggested that the GOI should have a system to convert the data collected by existing systems in the State to the Central web portal.

#### **7. Other Issues discussed:**

JS(EE-I) apprised that there has been a considerable improvement in the regularity of SSMC meetings from previous years. Representatives from MHRD have also attended these meetings and benefitted from them.

JS(EE-I) stated that incidents about caste and gender discrimination in serving of MDM were pointed out by the MI reports in the States of Odisha, Karnataka, Rajasthan, and Madhya Pradesh. The States were requested to look into the matter immediately and take necessary corrective/disciplinary action.

Representatives from Odisha and Karnataka stated that no such incident had come to their notice so far and assured that necessary action will be taken where required to deal with the issue effectively.

JS(EE-I) emphasised that each and every school should paint the MDM logo on the wall or at a noticeable place in every elementary school.

The meeting ended with a vote of thanks to the chair.

\*\*\*\*\*

**LIST OF PARTICIPANTS**

S.No.	Name	Designation
1.	Shri P.S. Thangkhew	Principal Secretary, Meghalaya
2.	Shri F.R. Khackongor	Secretary & SPD, SSA, Meghalaya
3.	Shri Pankaj Yadav	SPD, SSA, Haryana
4.	Smt. Veenu Gupta	Principal Secretary (Education), Rajasthan
5.	Smt. L.S. Changsan	Commissioner & Secretary, Edu. & MD, SSA, Assam
6.	Ms. Chandana Khan	Spl. C.S. Sch. Education, Andhra Pradesh
7.	Smt. V. Usha Rani	SPD, SSA, Andhra Pradesh
8.	Shri B.S. Bhalla	Commissioner & Sec. (Education), Andaman & Nichobar Island
9.	Smt. Rashmi Arun Shani	Commissioner Rajya Shiksha Kendra & MD SSA, M.P.
10.	Shri B. Sinha	Principal Secretary (School Education), Tripura
11.	Shri G. Koyu	Commissioner & Secretary (Education), Arunachal Pradesh
12.	Shri Bodong Yirang	DEE, Govt. of Arunachal Pradesh
13.	Shri K. Lalnghinglova	Commissioner & Secretary (Education), Mizoram
14.	Shri Sumant Singh	SPD/SSA, Manipur
15.	Shri B.K. Tripathi	Principal Secretary, HRD, Jharkhand
16.	Shri G. Kumar Naik	Secretary (Education), (Pr. & Sec.), Karnataka
17.	Shri Tushar Giri Nath	SPD, SSA, Karnataka
18.	Shri A. Mohamed Aslam	SPD, SSA, Tamilnadu
19.	Shri Diwan Chand	Secretary (Education), Delhi
20.	Shri A. Shajahan	Director Public Instructions, Kerala
21.	Dr. K.M. Ramanandan	SPD, SSA, Kerala
22.	Shri Rohit Jamwal	SPD, SSA/RMSA, Himachal Pradesh
23.	Shri Manoj Aggarwal	SPD, SSA, Gujarat
24.	Ms. Sangeeta Singh	Principal Secretary (Pr. Education), Gujarat
25.	Shri R.K. Gaur	Director of Education, Dadar & Nagar Haveli
26.	Shri Sanjay S. Deshmukh	SPD, SSA, Maharashtra
27.	Shri Avinash E. Aima	Jt. Director Trainings & Principal S&E, Jammu
28.	Ms. Yasha Mudgal	SPD, SSA, J&K
29.	Shri Sunil Kumar	Principal Secretary, Basic Education, U.P.
30.	Shri K.R. Pisda	Secretary (School Education), Chhattisgarh
31.	Ms. R. Shangeetha	SPD, SSA & RMSA, Chhattisgarh
32.	Shri K.N. Deb Barma	SPD, SSA, Tripura
33.	Shri Gautam Majumdar	Add.-SPD, SSA, West Bengal
34.	Ms. Dibyan Mudgal	Commissioner (School Education), West Bengal
35.	Shri Rajesh Verma	Principal Secretary, School & MDM Education, Odisha
36.	Shri K.G. Mohapatra	SPD, SSA, Odisha
37.	Shri Sanjay Singh	Principal Secretary (School Education), Madhya Pradesh
38.	Shri Ashok Tajo	Dy. SPD, SSA, Itanagar, Arunachal Pradesh
39.	Shri D.K. Chaturvedi	OSD (Education), Itanagar, Arunachal Pradesh
40.	Shri P.S. Jangpangi	Addl. Sec. (School Education) & SPD, SSA, Uttarakhand
41.	Shri R.K. Kunwar	Addl. SPD, SSA, Uttarakhand
42.	Shri D.B. Sharma	Addl. Project Director, SSA, Lucknow, U.P.
43.	Shri Ravi Shankar Singh	Programme Officer, SSA, Bihar
44.	Shri A.K. Pandey	Director, Govt. Bihar
45.	Shri Upkar Singh	DPI(S), Chandigarh
46.	Shri K.S. Pannu	SPD, Punjab
47.	Shri Hussan Lal	Secretary (Education), Punjab
48.	Shri M.N. Baig	Director, RMSA, Karnataka
49.	Shri Siddhesh Wadkar	SPO, SSA, Maharashtra
50.	Shri Prakash Srivastava	PA to SPD, SSA, Haryana
51.	Dr. V.P. Singh	Spl. SPD, SSA, Delhi
52.	Prof. Arun C. Mehta	Prof. & Head of Dept. EMIS, NUEPA, New Delhi

## Mid Day Meal Scheme



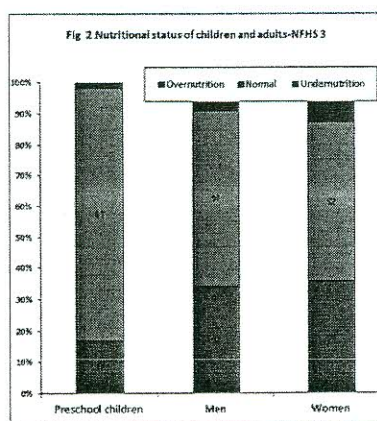
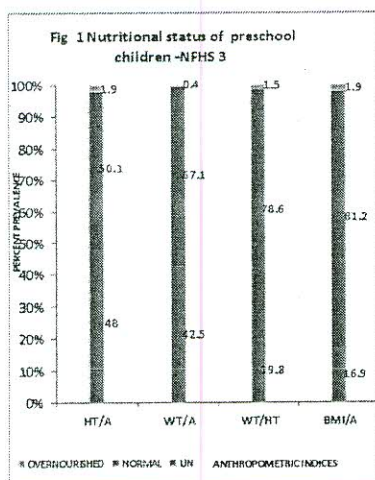
### Conference of State Education Secretaries (28<sup>th</sup> July, 2012) Vigyan Bhavan, New Delhi



Department of School Education & Literacy  
Ministry of Human Resource Development  
Government of India

• |

## Nutritional status in the country



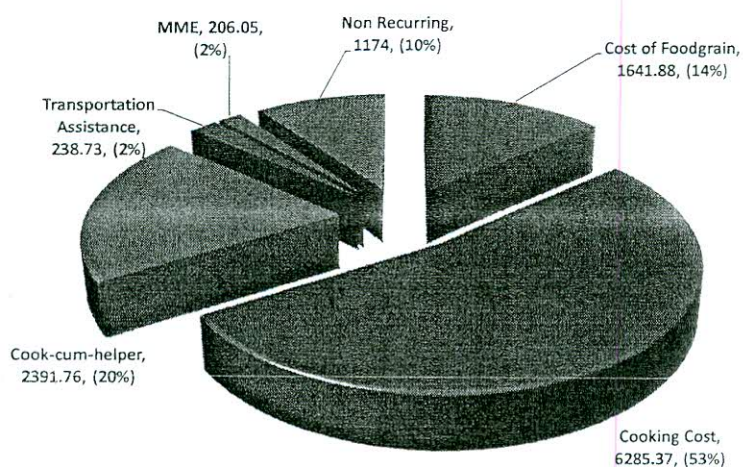
## Coverage



- ❑ MDM covered **10.54 Crore children of primary and upper primary classes in 12.31 Lakh Govt., Govt. aided, local body, and NCLP Schools** as well as Education Guarantee Scheme (EGS) / Alternative Innovative Education (AIE) centers including Madarsas / Maqtabas supported under SSA during 2011-12.
- ❑ **Rs 48000 crores** allocated for the programme during the 11<sup>th</sup> five year plan; **Rs 38,000 crores** during the plan.
- ❑ **Rs 11,937 crore** allocated for the programme during the current financial year

• 3

## Component-wise budget allocation (Rs. in Crore) : 2012-13



• 4

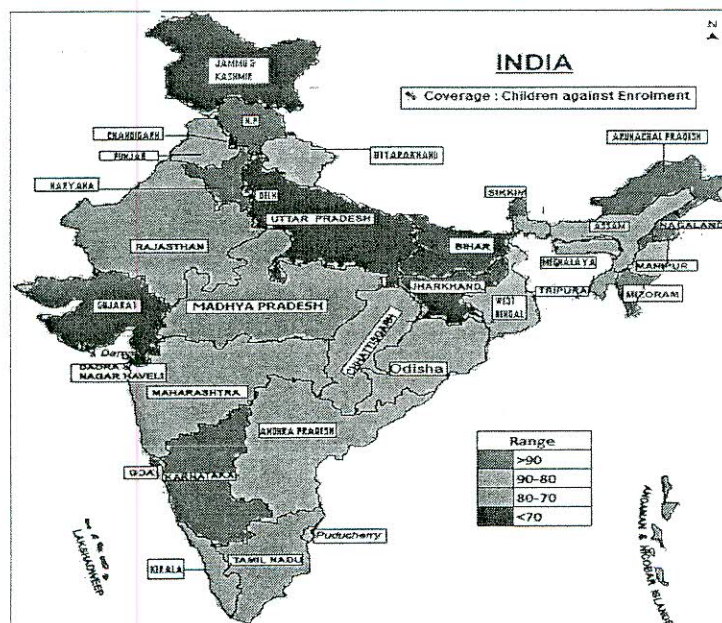
## Areas of Concern



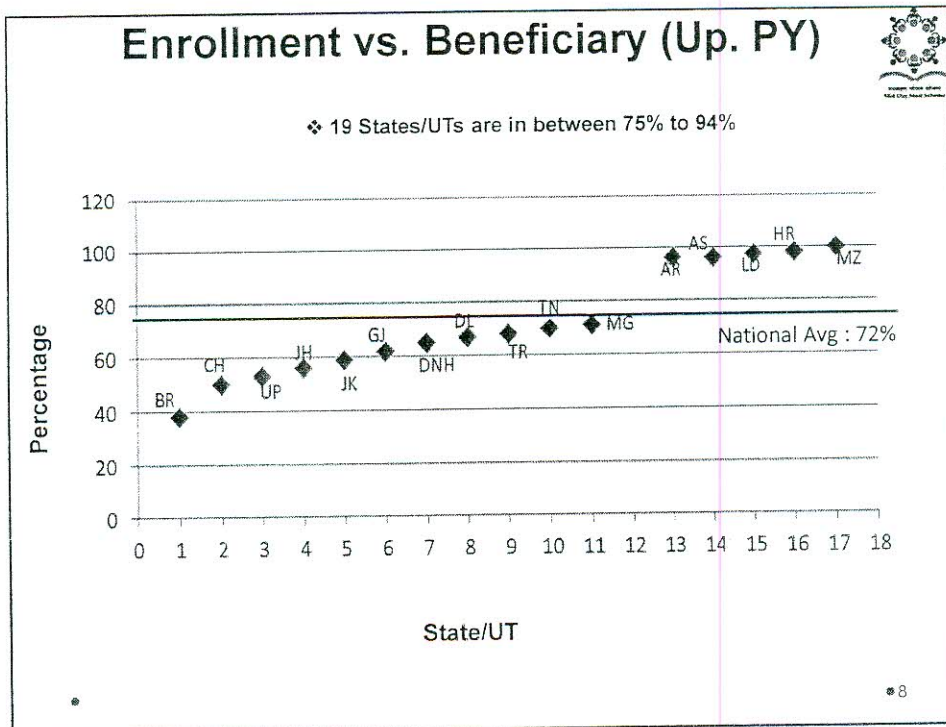
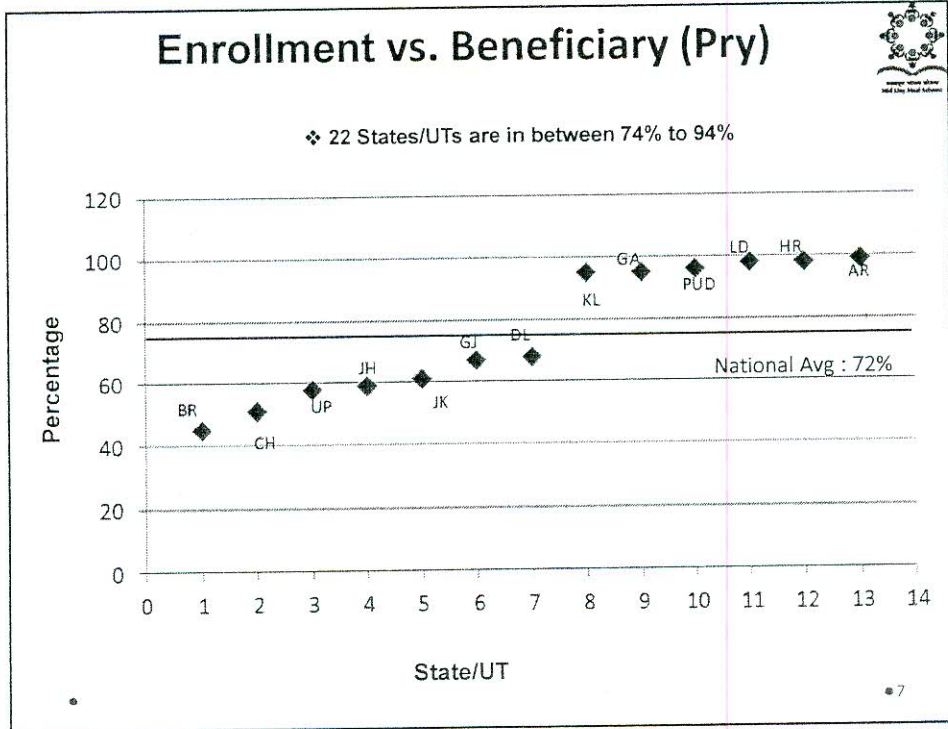
- Beneficiaries against enrolment
- Submission of proposal for construction of Kitchen-cum-store
- Data feeding into the MIS portal.
- Focus on poor performing districts
- SSMC meetings
- Submission of MPR and QPR in time
- Management Structure & Capacity building of stakeholders
- Model Kitchen-cum-Training Centers
- Use of Green channel scheme of Govt. of Andhra Pradesh to expedite release of funds in all States / UTs.
- Social Accountability Mechanisms & GRM
- Construction of dining hall
- Awareness Campaign

• 5

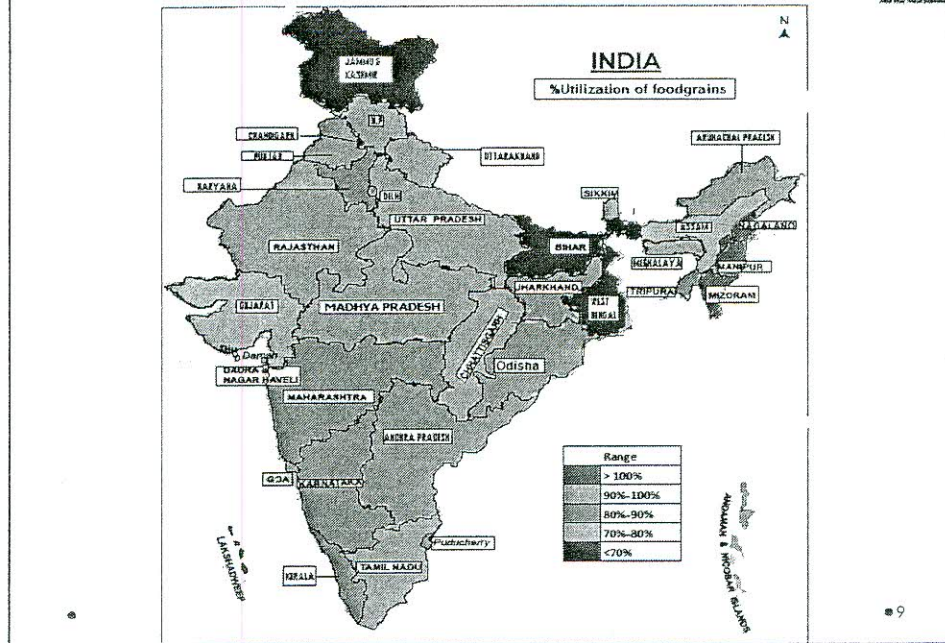
## % Coverage of Children vs. Enrolment



• 6



### % Utilization of Foodgrain vs. Allocation



### % Utilization of TA vs. Allocation

