

F.No. 14-1/2012 MDM 2-1
Government of India
Ministry of Human Resource Development
Department of School Education and Literacy
Mid Day Meal Division

Shastri Bhavan, New Delhi
Dated the 16th March, 2012

Subject: Minutes of the National Level Review Meeting with State / UT Education Secretaries / Nodal officers to review the implementation of Mid Day Meal Scheme on 5th January, 2012 at New Delhi

A National Level Review Meeting with State / UT Education Secretaries / Nodal officers to review the implementation of Mid Day Meal Scheme was held at IDSA, New Delhi on 5th January, 2012 under the Chairpersonship of Ms. Anshu Vaish, Secretary (SE&L), Department of School Education & Literacy, Ministry of Human Resource Development.

2. A copy of the minutes of the above meeting is enclosed for information & necessary action.


(Gaya Prasad)
Director (MDM)
Tel.: 011-23384253
Fax: 011-23382394
e-mail: gaya.prasad@nic.in

Principal Secretaries / Secretaries of all the States / UTs of the Nodal Department implementing Mid Day Meal Scheme

Secretary (SE&L) suggested that 30 seconds video films and radio jingles should also be prepared. The representative of State Governments suggested that these video films and radio jingles should be made available to State Governments in the regional languages. The State Governments were informed that these films and jingles were being developed in regional languages in collaboration with UNICEF.

5. Performance of the Scheme during 1st two quarters of the year 2011-12:

During the 1st two quarters of the year 2011-12, the coverage of MDM among primary students is 7.39 Crore against enrollment of 10.13 Crore; and amongst the upper primary children the coverage is 3.42 Crore against enrollment of 4.74 Crore children. At the national level, on an average, 72% of the enrolled children have been covered under the Mid Day Meal Scheme. The State / UTs wise coverage of children is given in the **Annexure-II**. JS(EE.I) requested States / UTs to take appropriate measures to increase coverage of children against enrolment.

6. In addition, he highlighted the need to ensure timely payment to FCI and cook cum helpers and the need for making available the cooking funds to the schools in time. For this the states have to streamline the fund flow mechanisms to the districts as well as the schools. The States need to set up effective monitoring mechanisms in the States to be able to effectively monitor these tasks.

7. The States were also requested to streamline the construction of Kitchen-cum-Stores; out of the sanctioned 8,69,223 kitchen-cum-stores, till 2010-11, 5,09,692 (59%) kitchen-cum-stores have been constructed and construction is in progress in 1,24,426 (14%) kitchen-cum-stores across the country. Major unutilized amount, in this regard, lies with Maharashtra, Andhra Pradesh, West Bengal, Bihar and Odisha.

8. The observations of the monitoring institutes were shared with the States and they were requested to take corrective action on the suggestions. In addition, the MHRD has constituted Review Missions consisting of representatives from the MHRD, State Governments, UNICEF and office of Supreme Court Commissioner. So far these Review Missions have covered Uttar Pradesh, Assam, Bihar, Andhra Pradesh, Gujarat, West Bengal, Madhya Pradesh, Maharashtra, Kerala, Tamil Nadu and Uttarakhand. The Review Mission reports have been conveyed to the concerned States, who were requested to submit the Action Taken Note on the recommendations of the Review Missions.

9. The States were requested to set up effective Grievance Redressal Mechanisms (GRM), to address the complaints of the stakeholders in a time bound manner. The States were also requested to carry out social audit through participatory budgeting, as well as public expenditure tracking to enhance accountability of the MDMS functionaries. This could be facilitated by making the Information available, mobilizing the Community and ensuring there is an effective Grievance Redressal Mechanism.

- vi. Secretary, Govt. of Gujarat also mentioned that the present cooking cost for primary and upper primary children is not sufficient to serve the meal as per nutritional and calorific value prescribed under MDM Guidelines and requested to revise the cooking cost to counter the effect of inflation in the food and fuel items of MDM basket.

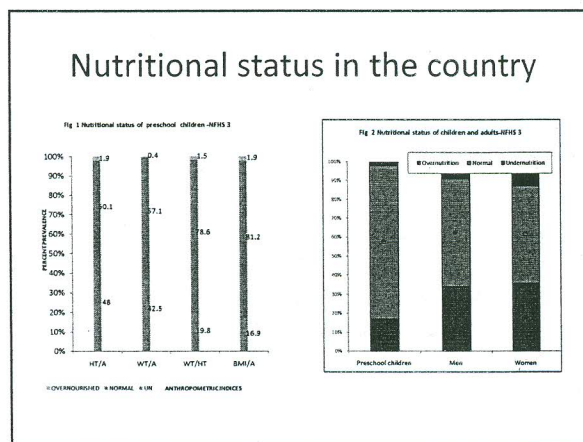
Secretary(SE&L) clarified that the food norms under Mid Day Meal Scheme were fixed as per the recommendations of the nutritional expert committee to meet the calorific and nutritional norms as per the prescribed guidelines. The cooking cost has been increased by 7.5% every year in the last two years. It will be revised appropriately in the current year as well.

- vii. Principal Secretary, Govt. of Andhra Pradesh raised the issue of revision of norms for procurement of kitchen devices and said that Rs. 5000/- per school is not sufficient and it may be revised keeping in view the enrolment of the children in the school in the same manner as that for kitchen-cum-stores. Many States / UTs supported the views of the Secretary, Govt. of Andhra Pradesh and requested for revision of the norms for procurement of kitchen devices.
- viii. Secretary(SE&L) advised that centralised kitchen should only be set up / used in urban areas where there is lack of space to construct the kitchen-cum-stores in the school premises. She added that the purpose of Mid Day Meal Scheme is not only to serve a meal to the children but also to provide opportunities to the community to participate in the Scheme, break social barriers etc.
- ix. Ms Anita Kaul, AS(SE&L), MHRD mentioned that MDM is an entitlement of the children under Right to Education Act. The Model Rules provide that School Management Committee should monitor the Mid Day Meal Scheme, to ensure its effective implementation.

Level of Anemia (6-35 months old) & Level of Mal nutrition as per NFHS - III				
STATE	SEVERE ANAEMIA	UNDERWEIGHT	WASTED	STUNTED
Uttaranchal	2.3	38		32
Chattisgarh	2.0	52		45
Madhya Pradesh	3.4	60		40
Uttar Pradesh	3.6	47		46
Bihar	1.6	58		42
Jharkhand	1.9	59		41
Orissa	1.6	44		38
West Bengal	1.5	44		33

Level of Anemia (6-35 months old) & Level of Mal nutrition as per NFHS - III				
STATE	SEVERE ANAEMIA	UNDERWEIGHT	WASTED	STUNTED
Arunachal Pradesh	0.8	37		34
Assam	2.2	40		35
Manipur	0.3	24		25
Meghalaya	1.0	46		42
Mizoram	0.6	22		30
Sikkim	0.8	23		29
Tripura	0.7	39		30
Goa	1.5	29		21

Level of Anemia (6-35 months old) & Level of Mal nutrition as per NFHS - III				
STATE	SEVERE ANAEMIA	UNDERWEIGHT	WASTED	STUNTED
Gujarat	3.6	47		42
Maharashtra	1.8	40		38
Andhra Pradesh	3.6	37		34
Karnataka	3.2	41		38
Kerala	0.5	29		21
Tamil Nadu	2.6	33		25



Mid Day Meal Scheme Implementation

Objectives of MDMS

- To address *classroom hunger* and *encourage poor children*, belonging to disadvantaged sections, to *attend school* regularly and *help them concentrate* on classroom activities
- To *improve the nutritional status* of the children in classes 1-VIII in Government, local Body and Government aided schools, National Child Labour Project Schools and Education Guarantee Scheme (EGS) / Alternative & Innovative Education (AIE) including Madarasas/Maktabs supported under Sarva Shiksha Abhiyan (SSA).
- Provide *nutritional support to children in drought-affected areas* during summer vacation.

COVERAGE

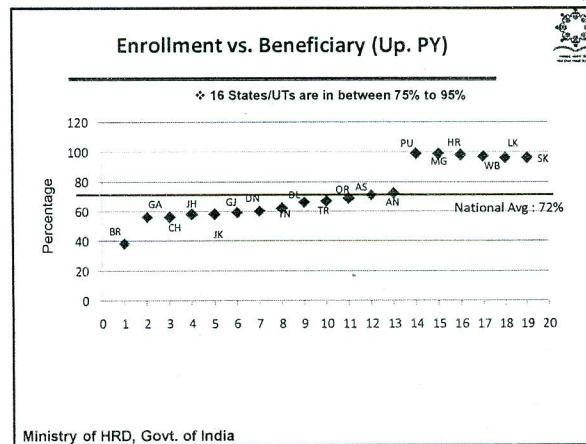
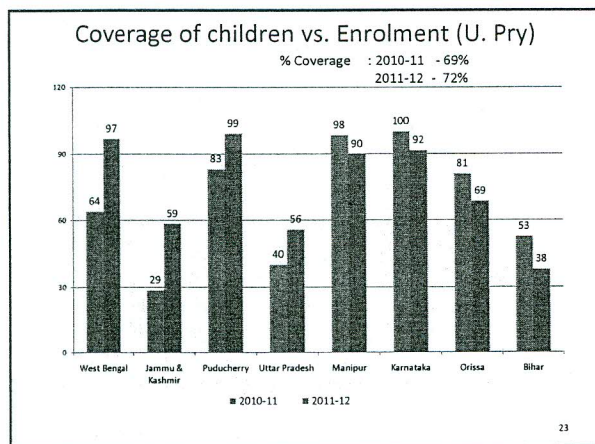
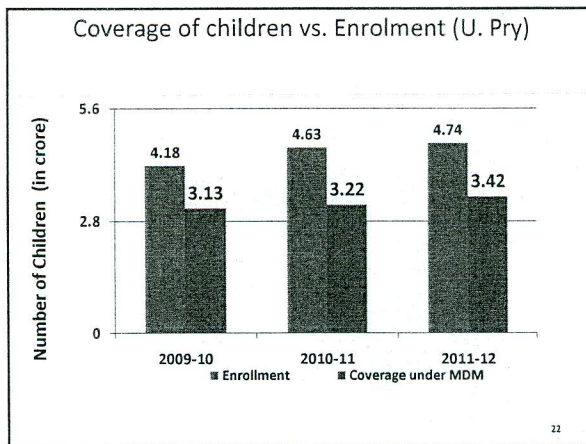
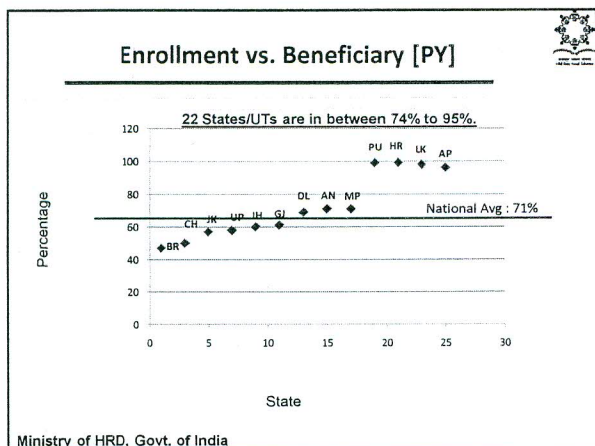


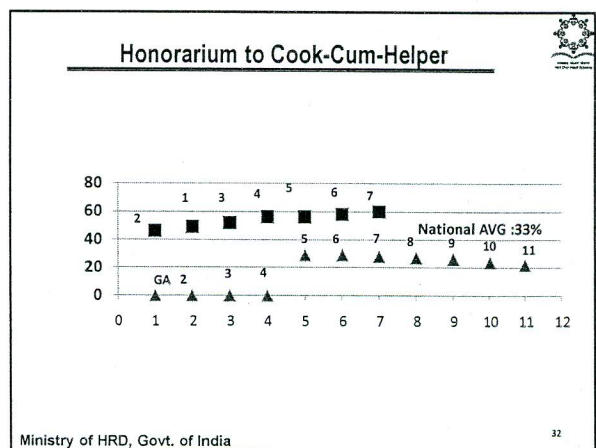
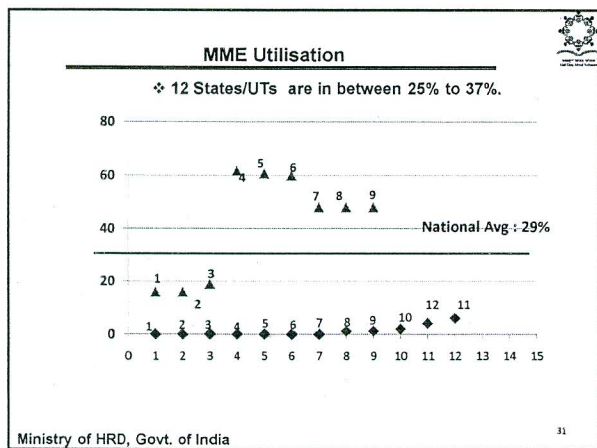
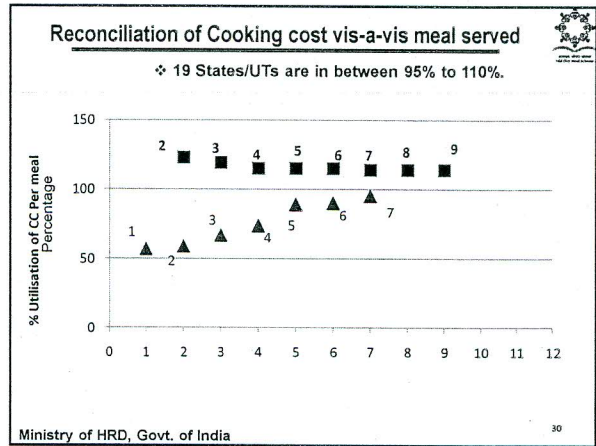
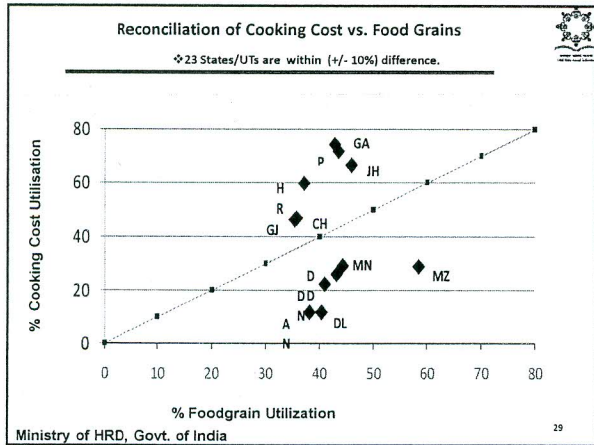
- The Mid Day Meal scheme is the largest noon meal Programme in the World.
- It covered about **10.46 Crore children of primary and upper primary classes in 11.92 Lakh** Govt., Govt. aided, local body, and NCLP Schools as well as Education Guarantee Scheme (EGS) / Alternative Innovative Education (AIE) centers including Madarasas / Maqtabs supported under SSA during 2010-11
- **Rs 48000 crores allocated for the programme during the 11th five year plan; Rs 38,000 crores spent so far**
- **Rs 10,380**, allocated for the programme during the current year

BENEFITS



- Preventing classroom hunger
- Promoting school participation
- Facilitating healthy growth of children
- Intrinsic educational value
- Fostering social equality
- Enhancing gender equity
- Psychological Benefits





MAJOR OBSERVATIONS of MIs**Irregular delivery of food grains**

Arunachal Pradesh, Andhra Pradesh, Chattisgarh, Jharkhand, Maharastra, Manipur, Meghalaya, Mizoram, Orissa, Punjab, Rajasthan and UP.

Deviation in quantity of food grains

Found in Arunachal Pradesh, Andhra Pradesh and Karnataka.

Irregular disbursement of cooking cost

Arunachal Pradesh, Andhra Pradesh, Karnataka, J & K, Maharastra, Manipur, Orissa, Rajasthan, Tripura, Dadra & Nagar Haveli and Delhi.

Caste Discrimination

Gujarat, Rajasthan, Madhya Pradesh and UP.

Poor quality of Meal

Arunachal Pradesh, Chhattisgarh, variety lacking in Tamil Nadu.

Contd..

School Health Program -

Health Cards not maintained in – Arunachal Pradesh, Jharkhand, Meghalaya and West Bengal.

Micro nutrients not administered in - Arunachal Pradesh, Andhra Pradesh, Gujarat, Haryana, Rajasthan, UP and West Bengal.

Irregular Payment of honorarium to Cook cum Helpers -

Haryana, Manipur, Orissa, Rajasthan, Tripura, Gujarat, Madhya Pradesh Dadra and Nagar Haveli and Delhi.

Non availability of Pucca Kitchen Sheds –

Andhra Pradesh, Chattisgarh, J&K, Tamil Nadu

Non availability of functional Toilets –

J&K

Irregular inspection and supervision –

Gujarat, J&K, Jharkhand, Manipur, Orissa, Rajasthan, UP.

MEETING OF STATE STEERING-CUM-MONITORING COMMITTEE (SSMC) DURING 2011-12

- Only 17 Meetings of the State Steering-cum-Monitoring Committee have been held till 30 September, 2011 against the mandated 24 meetings @ 2 meetings during each quarter.
- Andhra Pradesh, Arunachal Pradesh, Assam, Bihar, Chhattisgarh, Haryana, Maharashtra, Manipur, Meghalaya, Nagaland, Orissa, Punjab, Tripura, West Bengal Chandigarh, Delhi and Lakshadweep have held one SSMC meeting till 30th September, 2011.
- No. SSMC meeting has been held in the remaining States/UTs

Plan for Media Campaign

1. Entitlement of children under MDM in respect of quantity & quality of food should be widely publicized.
2. Dissemination of information through audio-video, print, electronic media.
3. UNICEF is preparing audio jingles, video spots, pamphlets and brochures.

Ministry of HRD, Govt. of India

Information

Awareness Campaigns for citizens through IVRS; media campaign

Citizen access to information about the implementation of MDM - Financial Register; Pass Book/ Cash Book and Physical (Stock) Register

- Schools could organize an 'inspection' day when the MDM managers voluntarily make these updated registers available in the school premises or in Gram Sabhas.
- Display board in a publicly visible place with information on MDM (along with other aspects of school education). MDM officials must monitor this provision and ensure that it is implemented.

Information on roles and responsibilities of citizens and officials

- Roles and responsibilities of the civil supplies department in delivering food stock and grains to the school
- Fund flow and grain procurement processes; Process for identifying NGOs (in case of delivery through NGOs); Monitoring systems (key officials responsible for monitoring and follow up action)

Information on management processes and fund flows for officials

- For officials to be able to effectively monitor MDM, identify and fix bottlenecks in implementation, they need to have **real time information on fund flows and grain movement**. A real time MIS system need to be put in place (details of this are being looked in to by the MIS group) that can capture these processes. Steps need to be taken to ensure that MIS data is regularly shared with MDM implementing officials in monthly meetings.

Community mobilization

- *Capacity Building* Capacity Building on implementation and management procedures for MDM (roles and responsibilities, fund flow system, procurement process); awareness about citizen charters and key information provided in them; key entitlements under MDM; developing a monitoring strategy for MDM.
- Role of community mobiliser
- *Auditing MDM* - Total expenditures incurred during the month; Number of meals served vs attendance; Quality of food grain; Any other grievance
- *MDM Panchayat/School innovation fund*
- *Citizen involvement in monitoring and evaluating MDM outcomes*

Follow Up and Grievance Redressal

An effective GR system must have the following elements :

- Space for Complaint Registration
- Norms and responsibilities for complaint resolution and follow up
- District Level Ombudsman

Convergence MGNREGA Ombudsman by broadening the scope of the Ombudsman to address MDM related grievances. The Ombudsman should be responsible for undertaking enquiries and ensuring action is taken



Web Based MIS with integrated with IVRS

Initiative of MDM bureau

Innovative Features

- A Paradigm shift in Reporting System
 - IVRS technology used for the first time in the world at such a large scale for data collection and MIS instead of information dissemination
- Hallmark of the New Tool: Process Innovation
 - Removes time-lag in data-flow
 - Monitoring based on Exception reports rather than Random selection
 - Quick & Pointed Remedial action
 - Data manipulation done away with
- Data 'pull' vis-à-vis data 'push'
- Teacher not to spend a single paisa/ No mobile phones required to be given to teachers

17

Innovative Features..... contd.

- Completely outsourced
 - Complete risk passed on to vendor
 - Pay per data instead of pay per call
 - No investment for hardware, software, training etc.
 - Training, mobile no. collection, updation, call center, publicity also responsibility of vendor
- System of repeat calls/ reminder SMS/ calling other teachers of the school/ call escalation
- Auto sms on daily basis to BSA, DMs & MDMA for defaulting schools not serving meals; auto mails to DMs

18

Innovative Features..... contd.

- User of Info controlling the information flow instead of sender
- Direct & instant info mechanism from grass-root to the State without intermediate levels
- Transparency & neatness of data resulting into valid information
- Real time monitoring at all levels
- Objective inputs for Policy Making

55

Success & Impact: Quantitative

	No. of Schools data received from	No. of schools meal was not served	Percentage
Jun 1, 2010 to Jun 9, 2010 (schools were closed after Jun 9, 2010)	31,089	10,960	35 %
Jul 1, 2010 to Sep 30, 2010	97,359	27404	28 %
Apr 1, 2011 to May 20, 2011	1,26,615	14904	12 %
Sep 1, 2011 to Nov 30, 2011	1,34,884	7382	5.5 %

56

