

FOR OFFICIAL USE ONLY

5TH JOINT REVIEW MISSION

RAJASTHAN

(10TH-19TH FEBRUARY, 2014)



Acknowledgement

The Mission would like to thank the Government of Rajasthan for all the support rendered in organizing the logistics as well as in providing much required programmatic information that facilitated the Mission meet the terms of reference developed by the Government of India.

The Mission also values the hospitality and support extended by the Department of School Education from the Principal Secretary, School Education to the school teachers; the state office of the Mid Day Meals to the MDM kitchen staff in schools; the Department of Health; District level Officials; the SMC members and the Members of Gram Panchayat in villages of Bara and Bundi and finally, the student and the village community more importantly.

The team has strived to capture the entire range of discussions and observations at various levels with all the officials and key stakeholders earnestly. It sincerely hopes that the recommendations that have emerged through interactions with the officials, experts, implementers and the right holders – children, would be of help to the State Government in strengthening the implementation of the Mid-Day Meal Scheme and ensure the right to nutritional food security of school going children of Rajasthan.

The JRM team

19th February, 2014

Jaipur, Rajasthan

मध्याह्न भोजन योजना
Mid Day Meal Scheme

List of abbreviations:

ANM- Auxiliary Nurse Midwife

AP- Akshaya Patra

AMSS- Annapurna Mahila Sahakari Samiti

CCH- Cook cum helpers

DISE – District Information System for Education

GoI- Government of India

I/S- Inspector of schools

JRM- Joint Review Mission

KVSS –Kraya Vikray Sahakari Samiti

MDM- Mid Day Meal

MHRD- Ministry of Human Resource Development

MME- Management, Monitoring and Evaluation

MO- Medical Officer

MTA- Mother Teacher Association

NCLP- National Child Labour Programme

PAB- Programme Approval Board

RAJFED -Rajasthan State Cooperative Marketing Federation Limited

SMC- School Management Committee

SSA- Sarva Shiksha Abhiyan

TA- Transportation Assistance

WIFS-Weekly Iron and Folic Supplementation

Table of contents

ACKNOWLEDGEMENT	2
LIST OF ABBREVIATIONS:	3
TABLE OF CONTENTS	4
1. EXECUTIVE SUMMARY	6
1.1 BACKGROUND.....	6
1.2 BRIEF ON PREVIOUS JRM.....	8
1.3 PERFORMANCE OF THE STATE IN MID-DAY MEAL (DURING LAST 3 FINANCIAL YEARS) AND KEY ACHIEVEMENTS.....	10
1.4 KEY ISSUES IDENTIFIED DURING JRM.....	11
2. JOINT REVIEW MISSION	12
2.1 JRM CONTEXT.....	12
2.1.1 Objectives.....	12
2.1.2 Terms of Reference of the JRM.....	12
2.1.3 Composition of JRM.....	13
2.2 METHODOLOGY.....	14
2.2.1 Planning & preparation for the JRM.....	14
2.2.2 Visit schedule.....	14
2.2.3 Methodology followed for the study-implementation aspects.....	15
2.2.4 Methodology Nutritional Status.....	16
3. MID DAY MEAL IN RAJASTHAN	21
3.1 HISTORICAL PERSPECTIVES OF MDM IMPLEMENTATION IN THE STATE.....	21
3.2 STATE PROFILE.....	22
3.3 DISTRICT PROFILE.....	23
3.4 BARAN DISTRICT PROFILE:-.....	24
3.5 PERFORMANCE OF THE STATE DURING LAST 3 FINANCIAL YEARS.....	25
4. OBSERVATIONS	30
4.1 OBSERVATIONS ON MDM IMPLEMENTATION.....	30
4.1.1 Fund flow from State Government to Schools/cooking agency and the time taken in this process.	30
4.1.2 Management and monitoring of the scheme from state to school level, clear roles and responsibilities of officials at all levels.	33
4.1.3 Field Observation:.....	35

4.1.4	Implementation of the scheme with reference to availability of food grains, quality of MDM, regularity in serving MDM as per approved norms and mode of cooking	35
4.1.5	Role of Teachers	39
FOOD NORM WITH EFFECT FROM 1-12-2009.....		41
4.1.6	Convergence with School Health Programme (SHP) for supplementation of micronutrients and health checkups and supply of spectacles to children suffering from refractive errors.....	43
4.1.7	Other Health Issues	44
4.1.8	Creation of Capital assets through kitchen-cum-store/kitchen devices.....	45
4.1.9	Appointment of Cook-cum –Helpers for preparation and serving of meal to the children and their capacity building.....	46
4.1.10	Availability of dedicated staff for MDM at various levels.....	48
4.1.11	Maintenance of records at the level of school/cooking agency.....	49
4.1.12	Availability of infrastructure, its adequacy and source of funding.....	50
4.1.13	Payment of cost of food grains to FCI by the districts.....	52
4.1.14	Involvement of NGO's/Trust/Centralized kitchens by States/UTs Government in implementation of the Scheme	54
4.1.15	Management Information System (MIS) from school to block, district and State Level to collect the information and dissemination to other stakeholders.....	55
4.1.16	Involvement of Community' in implementation of MDM Scheme	59
4.1.17	Status of tasting of the meal by the teacher/member of SMC	60
4.1.18	Status of Safe storage and proper supply of ingredients to schools.....	60
4.1.19	Status of Awareness about Mid-Day Meal Scheme.....	61
4.1.20	Status of testing of food samples by reputed institute.....	62
4.1.21	Status of convening of District Monitoring and Vigilance Committee Meeting under the Chairmanship of Member of Parliament.....	62
4.1.22	Status of operationalization of Emergency Medical Plan	62
4.1.23	Review of the convening of the regular review meetings at District Level.....	63
4.2	NUTRITIONAL ASSESSMENT	63
5.	BEST PRACTICES:	110
6.	RECOMMENDATIONS	112
7.	ANNEXURES	116

मध्याह्न भोजन योजना Mid Day Meal Scheme

1. Executive Summary

The National Programme of Nutritional support to Primary Education (NP-NSPE) The Fifth Joint Review Mission on MDM for Rajasthan interacted with various stakeholders of the MDM programme during 10th-19th February, 2014 in Baran & Bundi Districts.

This being a one of the flagship programmes of the Government of India addressing hunger among all Govt. school children serves hot cooked meal that helps children come to the formal education system, concentrate on classroom activities and receive nutritional support and break the social barriers of caste discrimination.

The Mission while interacting with stakeholders to review this national programme of MDM in schools observed that although the MDM encouraged poor children belonging to disadvantaged sections of the society to attend school more regularly, the goal of full coverage in the State has been a challenge. Convergence with department of health for school health program requires strengthening.

The special focused blocks viz. Kishanganj and Shahabad Blocks of Baran District have been provided double quantity of rice and wheat (200gms) & cooking cost Rs.6.64 in Primary and rice or wheat (300 gms) & cooking cost Rs. 10/- per child/day since July, 2013. The excess food grains and cooking cost expenditure are being borne by the State Govt. However, it is also relevant to mention that the nutritional status of the children and hygiene in preparation & serving of food and cleanliness needs attention. It can be done by giving nutrition education to parents and children, including the quality and quantity of Mid Day Meal.

1.1 Background

Background of MDM

Article 47 of the Indian Constitution (in the Directive Principles of State Policy) explicitly states that “The State shall regard the raising of the level of nutrition and the standard of living of its people and the improvement of public health as among its primary duties...”. Article 39 (f) of the Indian Constitution also directs the States to ensure that “children are given opportunities and facilities to develop in a healthy manner and in conditions of freedom and dignity”. Article 21 of the constitution implicitly provides “right to life” to every Indian citizen.

In keeping with these constitutional provisions, the National Programme of Nutritional Support to Primary Education (NP-NSPE) was launched as a Centrally Sponsored Scheme on 15th August 1995, in 2,408 blocks in the country as a dry ration scheme, to enhance enrolment,

retention and attendance and simultaneously improve nutritional levels among children. The Scheme was revised in its content and coverage from time to time. The hot cooked mid day meal is being served to the children of elementary classes from 2004. The Scheme saw a significant development during 11th Plan and many studies reported that this Scheme has a positive impact on various educational parameters and has helped a lot in achieving the goals of SSA in universalizing the elementary education in the country. The provision of payment of honorarium to cook-cum-helpers has opened the path for the disadvantage sections of the society to get employment in the Scheme with dignity and pride to prepare the meal and serve to the children.

The Mid Day Meal was extended to cover all children of upper primary classes from 2008-09. The Scheme was further revised in April 2008 to extend the scheme to recognized as well as unrecognized Madarasas / Maqtabas supported under Sarva Shiksha Abhiyan (SSA) as Government aided centres. The scheme was further revised during 2009-10 to enable the States / UTs to provide nutritious and calorific meal to the children of elementary classes. It was further extended to cover children under National Child Labour Projects (NCLP) w.e.f. 1.4.2010.

Realizing the importance of MDMS, Right to Education Act, 2009 has made it mandatory for every school to have all weather building including kitchen-cum-store. The rules under the RTE Act, 2009 mandate that School Management Committee will be responsible for monitoring the implementation of the Scheme.

The MDM scheme has played a very important role in enhancing the enrolment and reducing the drop out in elementary schools. During the 11th plan the scheme has been stabilized and supply bottlenecks have been removed. The independent monitoring institutes reported that Mid Day Meal Scheme has positive impact on attendance and retention of the children in the school. The Office of Supreme Court Commissioner also reported that the Mid Day Meal Scheme is the most widely accepted Scheme and has positive impact in improvement of educational indicators. Many studies have reported that Mid Day Meal Scheme has helped in bringing girl child into the school and bridging the gender gap.

Government of India constituted Review Missions (RM) in 2009 to review the implementation of the scheme as per the defined Terms of Reference (ToR) in various States across the country. The objectives of the Review Mission are as under:-

- (i) To review the performance of the Scheme in the selected State in the light of the Guidelines of the Mid Day Meal Scheme.
- (ii) To suggest policy measures for effective implementation of the Scheme in the State.

The State of Rajasthan was selected for visit of Review Mission and the 5th Review Mission visited two districts of Rajasthan from 10th February to 19th February, 2014 to see the implementation of the scheme in the State. The recommendations of the Review Mission are based on the evidences collected and the information gathered during the review of implementation of the Scheme in Baran and Bundi Districts.

1.2 Brief on previous JRM

Fourth Joint Review Mission visited Rajasthan during 28th January-04th Feb, 2013. The team visited 2 districts namely Tonk (selected by the State) Government of Rajasthan & Kota (selected by the Ministry). Based on their field observations, the team identified the following issues and provided the recommendations

MAJOR ISSUES OF CONCERN:

(i) Cooking Cost:

Joint Review mission observed that there was a delay of 2-4 months in payment of cooking cost in Tonk district and teachers had to pay out of their pockets in many schools. JRM recommended that State should develop a mechanism in this regard either by transferring the funds directly from the district to the schools by E-Transfer on a pilot basis or any other reliable method

(ii) Irregularity in supply of food grains by transporters

It was observed that food grains were not supplied regularly by the transporters to the schools as per their requirement. It was recommended that DSO should ensure regular supply of food grains through better control of transporters. The CEOs/BEOs should monitor the supplies through regular inspections

(iii) Irregularities conducted by the cooking agencies Cooking agencies like Annapurna and centralized kitchens are not providing satisfactory services. Though this fact is known to the District and Block authorities, yet they have not taken any effective action. The functioning of the Annapurna Samiti Scheme should be reviewed at the state level.

(iv) Lower coverage of students

The coverage of children under MDMS was very poor in all the visited schools. Generally, in Kota, attendance in all the schools was found to be between 40 and 55%.

(v) Lack of proper utilization of Kitchen cum stores

The kitchens where the fire wood was used, lot of smoke was disturbing the school environment and helpers were working in the kitchen in smoky atmosphere which was a health hazard for women and children in the school. It was recommended that encouragement should be given for installation and proper use of smokeless chullahs. A pilot scheme on installation of solar cookers can be launched in cooperation with Government of India and Ministry of New and Renewable Energy and their Autonomous Organization in the State for manufacturing, installing and maintaining solar cookers.

vi) Maintenance of record:

JRM Team found that the vouchers found in record registers were not dated properly. Period of vouchers were not specified. It was recommended that the district authorities should train teachers how to maintain the records of Mid-Day Meal in their own interest. Transparency in record keeping needs considerable improvement.

vii) Honorarium to Cooks:

It was observed that in both the visited districts cooks were not provided honorarium on time and there are huge delays in payment of honorarium especially in Tonk District. JRM recommended that passbooks should be issued to the cook-cum-helpers and payment to be made through E-transfer to cut delays.

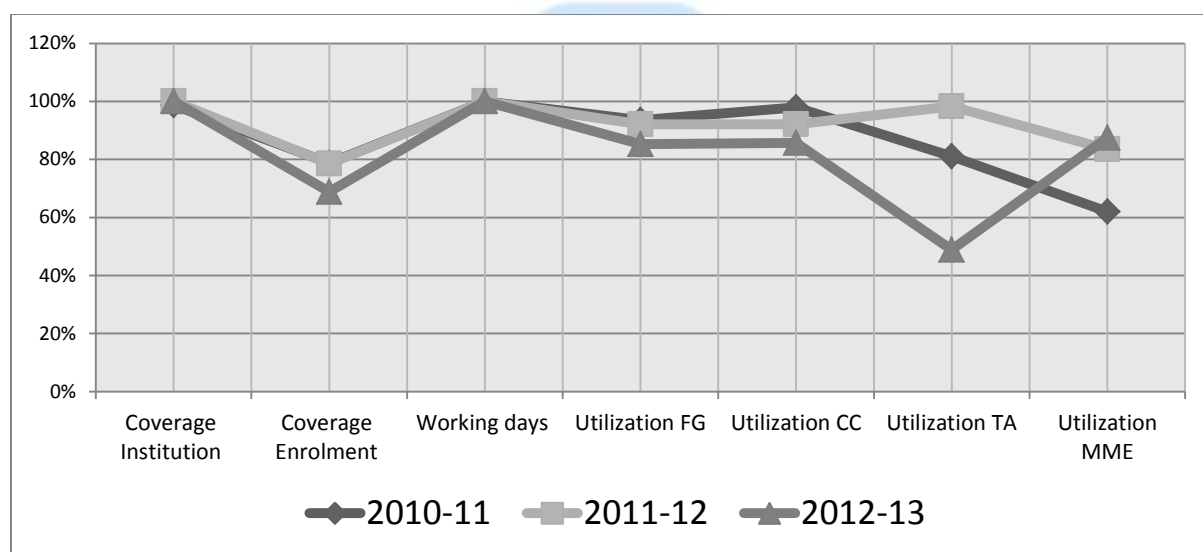
viii) Menu:

As per MDMS Guidelines the menu should be decided according to local taste and availability of local ingredients. In most of the schools of Kota and Tonk Districts visited by the team, the menu was followed as decided by the State Government and no local variance is encouraged. The menu provided for the Centralized Kitchen by the state government is not followed by the Centralized kitchen.

The State Government has already submitted the Action taken report on findings and recommendations of Joint Review Mission on MDM vide letter no. 4(308)/PARAJ/MDM/REVIEW MISSION/2012-13/112 dated 21-05-2013. In this Action Taken Report the State has detailed the actions taken as per the findings and recommendation of the JRM. The detail Action Taken Report is attached in **Annexure-I**.

1.3 Performance of the State in Mid-Day Meal (during last 3 financial years) and key achievements.

The performance of the State has been carried out based on the information provided by the State Government in 4th QPR for the last three financial years.



% Coverage 2010-11, 2011-12, 2012-13 & 2013-14 (upto 2nd QTR)				
Components	2010-11	2011-12	2012-13	2013-14
Coverage Institution	99%	100%	100%	100%
Coverage Enrolment	79%	79%	69%	61%
Working days	100%	100%	100%	100%
Utilization FG	94%	92%	85%	74%
Utilization CC	98%	92%	86%	73%
Utilization TA	81%	98%	49%	13%
Utilization MME	62%	84%	87%	76%

The performance has been judged based on seven major parameters for implementation. The above graphs depict that 100% coverage of institutions in the State. It is evident from the above graph and table that coverage of children against enrolment has 79% during 2010-11 and 2011-12, but coverage came down to 69% in 2012-13. Accordingly, the utilization of cooking cost and food grains has also shown in decreasing trends over the period of time. The trends of utilization

of TA shows up and down e.g. 81% in 2010-11 whereas in 2011-12 the utilization has gone up i.e. 98% and sharp decline in utilization of Transport Assistance (98% in 2011-12 to 49% during 2012-13). Utilization of MME fund has shown in increasing trend (62% in 2010-11 to 87% in 2012-13). Utilization of TA signifies the fact of smooth and uninterrupted delivery of food grains up to the school doorsteps. But low utilization of TA fund indicates that there is definite problem in delivery of food grains up to the school level and in turn it may affect the one month buffer stock maintenance of food grains at the school level. On the low utilization of MME fund signifies poor management and monitoring of the programme at the all levels.

1.4 Key Issues identified during JRM

1. Delay in payment of cooking cost to the schools.
2. Delay in payment of Honorarium to Cook cum helpers.
3. The weekly menu of Mid-day Meal does not comply with the national provisions of food grains and pulses.
4. Variation in quality of the food grain stored in FCI Godown, godown of Transport agency and storage of Annapurna Samiti.
5. Akhaya Patra and Annapurana Mahila Sahakari Samiti are not functioning as per MoU.
6. Convergence with Schools health program needs to be improved.
7. Raw food grains and vegetables items are invariably not weighed.
8. Record of raw food items given to cooks is not properly maintained.
9. Variation in raw weights of food items reported by the teacher (MDM in charge) and by cooks with former reporting higher amounts based on provision norms.
10. Records are not maintained for number of children present and actual MDM availed in the some of the visited schools.
11. Cooking and washing area was found to be swampy and unhygienic in some of the visited schools.
12. Non display of MDM Logo and entitlement of the children for public awareness in most of the visited schools.
13. No water testing conducted at the school level.

14. Poor health condition of cook-cum-helpers.
15. Record maintenance at school needs more attention.

2. Joint Review Mission

2.1 JRM Context

2.1.1 Objectives

The objectives of the Review Mission are as under:-

- (i) To review the performance of the Scheme in the selected State in the light of the Guidelines of the Mid Day Meal Scheme.
- (ii) To suggest policy measures for effective implementation of the Scheme in the State.

2.1.2 Terms of Reference of the JRM

The Terms of Reference for the Joint Review Mission is as under

1. Fund flow from State Government to Schools/cooking agency and the time taken in this process.
2. Management and monitoring of the scheme from state to school level, clear roles and responsibilities of officials at all levels.
3. Implementation of the scheme with reference to availability of food grains, quality of MDM, regularity in serving MDM as per approved norms and mode of cooking.
4. Role of Teachers,
5. Convergence with School Health Programme (SHP) for supplementation of micronutrients and health checkups and supply of spectacles to children suffering from refractive errors.
6. Creation of Capital assets through kitchen-cum-store/kitchen devices
7. Appointment of Cook-cum –Helpers for preparation and serving of meal to the children and their capacity building.
8. Availability of dedicated staff for MDM at various levels.

9. Maintenance of records at the level of school/cooking agency.
10. Availability of infrastructure, its adequacy and source of funding.
11. Payment of cost of food grains to FCI by the districts.
12. Involvement of NGO's/Trust/Centralized kitchens by States/UTs Government in implementation of the Scheme
13. Management Information System (MIS) from school to block, district and State Level to collect the information and dissemination to other stakeholders.
14. Involvement of Community' in implementation of MDM Scheme
15. Status of MIS integration with IVRS for monitoring of the Scheme
16. Status of tasting of the meal by the teacher/ member of SMC
17. Status of Safe storage and proper supply of ingredients to schools.
18. Status of Awareness about Mid- Day Meal Scheme.
19. Status of convening of District Monitoring and Vigilance Committee Meeting under the Chairmanship of Member of Parliament.
20. Status of testing of food samples by reputed institute.
21. Status of operationalization of Emergency Medical Plan
22. Review of the convening of the regular review meetings at District Level.

2.1.3 Composition of JRM

The details of the team members for the JRM are as under:

SI No	Name	Designation
1.	Dr.(Mrs) Mridula Saxena	Professor & Head Dept. of Home Science & Hospitality Management, PSS Central Institute of Vocational Education, NCERT, Bhopal. – Leader
2.	Shri B. D. Shivani	Deputy Secretary, Ministry of Human Resource Development, Govt. of India
3.	Shri. Badri Narayan	Director, MDM, Govt. of Rajasthan, Jaipur
4.	Dr. Nimali Singh	Associate Professor, Food and Nutrition, Rajasthan
5.	Shri Ram Vir Singh Rathore	Nodal Officer, Shiv Charan Mathur Social Policy Research Institute
6.	Shri Ashok Khandelwal	Supreme Court Advisor, Rajasthan
7.	Dr. Sangeeta Jacob*	UNICEF representative

*Attended the mission field visit from 10 to 12 February, 2014 (forenoon).

Mission Co-team members:

SI No	Name	Designation
1	Mr. Dinesh Pradhan	Consultant (MIS), TSG- MDM, MHRD
2	Ms. Tulika Tiwari	Consultant (IEC), TSG- MDM, MHRD
3	Ms. Namrita Thakur	Research Assistant
4	Ms. Neetu Pal	Research Assistant
5	Ms. Prachi Chaturvedi	Research Assistant
6	Ms. Shobha Singh	Research Assistant

2.2 Methodology

2.2.1 Planning & preparation for the JRM

The Govt. of Rajasthan has been informed about this JRM by MHRD vide D.O No. 13-1/2013 MDM 2-1 dated 09.01.2014. With reference to this letter, the MHRD took all the necessary actions through proper communication and coordination with Govt. of Rajasthan. Necessary formats were sent for capturing the data from school, Block, District and State level. After reaching Rajasthan, the JRM team members divided themselves in two groups for more coverage, selecting an appropriate sample of institutions to be visited etc. The same team has worked in both the districts during school visits. The roles and responsibilities of the team members were also made clear to adhere with the ToR of the JRM. The State Government was also requested to provide all the relevant secondary data from district and State level to get the proper idea about MDM implementation.

2.2.2 Visit schedule

Date wise schedule of the JRM Team during visit to the State is shown in the following table:

Date	Name of the District	Name of the Block
10-2-2014	Meeting with Education Secretary at Jaipur and Proceed to Baran District	
11-2-2014	Baran	Baran and Anta
12-2-2014	Baran	Kishangang and Shabad
13-2-2014	Baran (Meeting with DC Bara)	Visit FCI godown & Transport Agency.
14-2-2014	Bundi	K-Patan & Nainwa
15-2-2014	Bundi (Meeting with DC Bundi)	Bundi & Hindoli

16,17 & 18-2-2014	Report writing and finalisation of the reports at Jaipur
19-2-2014	Presentation of the final reports at Jaipur

2.2.3 Methodology followed for the study-implementation aspects

Methodology followed for the assessment conducted by JRM is as under

- i. Selection of the districts- Based on the performance of 2013-14, Baran District was selected by MHRD. Mid Day Meal coverage against the enrolment in the District had been reported very low i.e. (24%) during 2012-13 and 5.0% anaemia children. Whereas, the District Bundi was selected by the State Government. Bundi was selected to see the overall implementation of the MDMS at interior places.
- ii. *Selection of schools:* List of all primary and upper primary schools was collected from Education Department. A sample of schools from the Baran and schools from Bundi were selected for the study. The type of habitation, coverage of tribal populations and distance from the main roads, Sub Division headquarters were the criteria adopted for selection of schools. The detail list of the schools is attached in the **Annexure-II**.
- iii. *Meetings/ Discussions with different stakeholders:* The team members have interacted with children, parents, school teachers, SMC members, cook cum helpers, other community people, Block level officials, District level officials etc. to get their feedback on issues and field level reality on implementation of MDMS in the State.
- iv. *Information collected from schools (Primary Data):* The team has used School inspection proforma for receiving the primary data and Nutritional proforma for receiving the anthropometric measurements and clinical observation of the children.
- v. *Information collected from State, District, QPRs, MI reports and any other available reports (Secondary Data):* Information from the State Government has been collected as per the State Information Proforma and same for the Districts have been collected through District Information Proforma. QPR data has been used for performance appraisal of the State during last three financial years.

- vi. *Using of computer applications/ software:* For data analysis and report preparation simple computer applications like Microsoft Word, Microsoft Excel and Microsoft Power Point have been used.

2.2.4 Methodology Nutritional Status

Sample Size : A total of 22 schools in Baran and 21 in Bundi were visited during the Review period. Out of these, a sample of 1104 students was anthropometrically measured. These consisted of 592 girls and 512 boys.

S.N	Name & Type of school	Total Strength	Sample Size	Boys	Girls
BARAN					
1.	Middle School, Nagda	115	30	15	15
2.	Primary School, Nagda	166	40	20	20
3.	UP School Amakijhopdiyan	90	40	22	18
4.	Primary School, Palaitha	100	23	12	11
5.	Middle School (Boys), Palaitha	33	20	20	-
6.	Girls Sr. Sec School, Palaitha	65	30	-	30
7.	Primary School, Kailwada	93	36	18	18
8.	Upper Primary School, Kailwada	166	39	20	19
9.	UP School, SemliPhatak	185	33	15	18
10.	UP School, Samarnia	165	47	26	21
11.	UP Girls School, Samarnia	132	15	9	6
12.	Primary School, Bamla	70	17	5	12
13.	Sanskrit School, Bamla	201	38	25	13
14.	Primary School, Iklera	59	11	5	6
15.	Middle School, Iklera	69			
16.	UP School, Amanpur	142	25	14	11
17.	UP School, Navin Bara	252	14	-	14
18.	Sr Sec School, Ranibarod	151	36	17	19
19.	Primary School, Garighatta	120	25	11	14
20.	UP School, Rampuria Jagir	172	18	9	9

S.N	Name & Type of school	Total Strength	Sample Size	Boys	Girls
21	UP Girls School, Bhanwargarh	250	18	-	18
22	Primary School, Ganeshpura	62	14	13	1
	TOTAL		569	276	293

S.N	Name & Type of school	Total Strength	Sample Size	Boys	Girls
BUNDI					
1.	UP School, Gudli	87	42	12	30
3.	UP School, Sugarmill	117	39	19	20
4.	Middle School, Radi	99	19	11	8
6.	Middle School, Chadi	82	29	17	12
7.	UP School, Kodija	83	17	8	9
8.	Sr. Sec School, Jaitpur	144	25	12	13
9.	Primary School, Jaitpur	103	5	3	2
10	UP Girls School, Dei	148	53	11	42
11	Sec School, Navin Dei	155	34	18	16
12	Primary School, Mehadpur	50	21	13	8
13	Sr. Sec School, Motipura	42	19	12	7
14	UP School, Ashok Factory	185	37	19	18
15	UP Sanskrit School,	222	42	20	22
16	Primary School, Hindoli	47	29	10	19
17	UP Girls School, Badnayagaon	211	37	4	33
18	Primary School, Kalbelia Basti	52	21	12	9
19	Primary School, Baldevpura	76	20	11	9
20	Secondary School, Rajwas	115	27	15	12
21	UP School, Ganpatpura	133	19	9	10
	TOTAL		535	236	299

Assessment of Implementation Aspects

The Review Mission desired to understand and see the intricacies involved in implementation of the programme in the state. As such, rather than selecting a large sample, the mission adopted a greater in-depth study of various aspects of the programme. The methodology adopted to achieve this was :

- i. Review of Documents: The documents and records available with the implementing agency were carefully studied and analyzed in view of the laid down norms and expectation. Discussion with the state, district, Zone and school functionaries was held in detail.
- ii. Interaction with Stakeholders: Views and feedback of stakeholders regarding provisions and performance of the scheme was ascertained through discussion.
- iii. Observation: The review team members keenly observed the records, the environment, working and procedures of implementation. Salient observations were recorded.

Assessment of Health and Nutritional Status

One of the most important tools used for assessing the health and nutrition status of a population is Nutrition Anthropometry. Nutrition during growing period of children directly affects the physical dimensions of their body. Height and Weight are the most commonly used anthropometric measurements. The indices generally used to assess nutritional status are height for age, weight for age and body mass index for age.

Measurement of Ht : Height was measured using a portable wall mounted stature meter which had an accuracy of 0.1 cm. Accuracy of the stature meter was assessed by measuring five individuals five times by the stature meter under testing and comparing the height with that measured using the standard steel measuring tape. The stature meter was unwound completely. The nail on which the stature meter is hung was fixed so that the horizontal limb of the stature meter resting at a flat floor was reading Zero.

To ensure that the tape is winding down vertically, the tape was drawn down vertically and it was ensured that the horizontal limb rests evenly on the floor. Two lines were drawn one on either side of the tape when it was held at 90 degree vertical plane.

The child was positioned under the wall mounted stature meter. It was ensured that the child was barefoot and hair was flat, feet together with heels, buttocks and shoulder touching the wall, Tragus of the ear and the lower orbital margin in the same horizontal plane (Frankfurt Plane). The horizontal limb of the stature meter was firmly placed on the top of the head but was not pressed. With the eyes of the investigator in level with the window showing the reading, the height was measured to the nearest 0.1 cm.

According to WHO, “Stunting” refers to insufficient gain of height relative to age (WHO,1995). It is an indicator of chronic under-nutrition and is a result of extended periods of inadequate food intake or increased morbidity or a combination of both.

Measurement of Wt : The body weight of children was taken on personal weighing machine with maximum capacity of 120 KG and minimum division of 0.5 Kg. having an accuracy of $\pm 100g$. The weighing scale was placed on a flat, even floor away from the wall. The children were weighed wearing school uniform but without shoes. The child was requested to stand erect on the weighing scale without any support and not move while the weight was noted (Gibson, 1990).

A child who is 15-20% below the normal weight for his age and height is classified as ‘Underweight’. Underweight indicates low body mass relative to chronological age which is influenced by height as well as weight of the child.

Measurement of Mid Upper arm circumference (MUAC): MUAC indicates the status of muscle development. In the present study, the MUAC was measured using a fibre glass tape with minimum count of 0.1 cm. The mid point between the acromion of scapula and the tip of the olecranon process of the ulna (forearm bone), with the arm flexed at the elbow at right angle, was marked with a marker pen. The subject was asked to hang his/her arm freely and the fiber glass tape was gently but firmly placed around the arm, at the marked mid point without exerting too much pressure on the soft tissues. Reading was taken to the nearest millimeter with the tape still in position (Gibson, 1990).

Calculation of BMI: The Body Mass Index (BMI) was calculated using the following equation given by Garrow, 1981

$$\text{BMI} = \text{Weight}/\text{Height}^2$$

Where weight is in Kilogram and height is in Meters

The Nutritional Status of children was assessed on the basis of BMI Z-score classification given by WHO:

\geq Median – 2SD to $< + 1SD$:	Normal
Median $< - 2SD$ to $> -3SD$:	Moderate Undernutrition
$>$ Median – 3SD :	Severe Undernutrition
Median $\geq +1SD$ to $< +3 SD$:	Overweight
$\geq +3SD$:	Obese

“Severely undernourished” is an indicator of acute under-nutrition, which can be due to most recent food deprivation or illness (Bose et al, 2008). It is defined as body weight significantly below the weight expected of a child of same height.

Signs of Nutritional Deficiencies: Signs of various nutritional deficiencies were looked for in children and presence, if any was taken note of. In order to reinforce this information, reporting by the student and the teacher was also taken note of.

Assessment of Food Intake and its Quality

Food Consumption Pattern: 24 hour Recall method was used to draw information on food consumption of the children. The number of meals, items and quantity thereof consumed by children on the day previous to the visit were recorded.

Evaluation of MDM:

- **Serving Size of Mid-Day Meals:** The usual portion size being served to children was weighed on a spring balance having an accuracy of ± 10 gms. In order to minimize error, two portions of each dish were randomly weighed separately. The weight of the plate/tiffin box was subtracted from the total weight in order to obtain net weight of meals served. The serving size was used to determine the energy and nutrient content supplied to children through mid day meals.

The nutrient supply through MDM was reported overall as also District wise.

Wastage or rejection of food by the children was noted and, if wastage was seen in large quantities, the same was also weighed to calculate the Net food intake and therefore actual Nutrient intake by children.

The information was analyzed w.r.t. Gender, Rural vs Urban, the 2 districts.

- **Temperature:** The ‘Danger Zone’ in which food-borne bacteria can grow is defined as 5° C to 57° C (41° F – 135° F) according to the 2009 U.S Food and drug Administration Code (2009). However, some other agencies consider the danger zone as 5° C to 60° C (41° F – 140° F). As is evident from the term, microorganisms multiply at a fast pace when food is kept at this temperature range. Therefore, all foods should be kept at temperatures either below 4° or piping hot above 65°C.

The temperature of each dish was noted using a thermometer having an accuracy of ± 1 °C. To ensure Hygiene, the thermometer was cleaned using clean water and disinfectant before and after each use.

- **Sensory Evaluation of MDM:** It is an established fact that the sensory attributes play an important role in acceptability of a food or meal. Hence, the mid day meal served on the day of visit was evaluated for sensory attributes like colour, appearance, texture, consistency, flavor and mouth feel.

General Observations: The Mid Day Meal was evaluated for other general parameters also like:

- Most Liked Food item
- Least liked Food Item
- Type of Utensils used for cooking
 - For serving
 - For eating
- Is food kept covered or not
- Who provides eating utensils
- What happens if someone does not bring their plate and saucer
- Cleanliness of utensils used for cooking, storage and eating
- Who washes utensils after eating and how
- Waste Disposal

Cleanliness of surroundings/kitchen

3. Mid Day Meal in Rajasthan

3.1 Historical Perspectives of MDM implementation in the State

Mid-Day-Meal Programme is being implemented under the Administrative Control of Panchayati Raj Department in Rajasthan. Mid-Day-Meal is provided to all students of Class I to VIII studying in 80344 Government, Government Aided, schools run by local bodies, EGS/AIE centres, Minority based institutions and centers under National Child Labour Projects.

Govt.	77486
Govt. Aided	6
EGS Centres	902
Madarsa	1818
NCLP	132
Total	80344

State Government started providing cooked meal in Mid-Day-Meal programme from July, 2002 from the state budget. For this, the State Government was providing Rs. 0.50 per student per day for cooking conversion charges since July 2002 and initially Ghooghri / Dalia etc. were served

under this programme. From January 2005, the cooking conversion cost was increased to Rs. 1.50 per student per day. It was then, that new recipes such as Dal-Bati, Dal-Roti, Roti-Sabji, Sweet/ Namkeen Rice, Khichdi, Dalia, Pulav etc. were introduced. From March 2006, the cooking conversion cost was further increased to Rs. 2.00 per student per day for primary students. In October 2007, the state government started implementing Mid-Day Meal in Classes from VI to VIII in Educationally Backward Blocks. And later, this was implemented in all the blocks with Rs. 2.50 per student for upper primary students. These rates are increased @ 7.5 % at commencement of each financial year. Now State Govt. providing MDMS to all the eligible institutions as per the revised rate i.e. Rs.3.34/- in Primary and Rs.5.00 at Upper Primary Level since 1st July, 2013. The special focused blocks viz. Kishanganj and Shahabad Blocks of Baran District have been provided double quantity of rice and wheat (200gms) & cooking cost Rs.6.64 in Primary and rice or wheat (300 gms) & cooking cost Rs. 10/- per child/day since July, 2013. The excess food grains and cooking cost expenditure are being borne by the State Govt.

3.2 State Profile

Rajasthan known as "the land of kings" is the largest state of the Republic of India. It is located in the west of India. It comprises most of the area of the large, inhospitable Thar Desert, also known as the Great Indian Desert, which parallels the Sutlej-Indus river valley along its border with Pakistan to the west. Rajasthan is also bordered by Gujarat to the southwest, Madhya Pradesh to the southeast, Uttar Pradesh and Haryana to the northeast and Punjab to the north. The State was formed on 30 March 1949, when the region known until then as Rajputana, a name adopted by British government for its dependencies in this region, was merged into the Dominion of India. Two major rivers flowing through Rajasthan: the Chambal and the Luni.

मध्याह्न भोजन योजना
Mid Day Meal Scheme



Population of the District (2011 Census)	-	68,621,012
Area	-	342,239 km ²
District	-	33
Literacy Rate	-	67.06%
Sex Ratio	-	926 females per thousand males
Density	-	201 Persons per sq. km

Source: www.rajasthan.gov.in & www.statistics.rajasthan.gov.in

3.3 District Profile

The JRM has visited two districts namely Baran and Bundi. The district profile is as under:

Bundi District is a district of the state of Rajasthan in western India. The town of Bundi is the district headquarters. It is divided into 5 tehsils which are: Bundi, Hindoli, Nainwa, Keshoraipatan and Indragarh. Bundi District is bordered to the north by Tonk District, to the west by Bhilwara District, to the East by Kota District and to the southwest by Chittorgarh District. The district is situated in the south – east of

Rajasthan, Between latitudes 24° 59'11" and 25° 53'11" North and Longitudes 75° 19'30" & 76° 19'30" East. The river Chambal forms the eastern Boundaries, separating the Bundi and Kota territories.

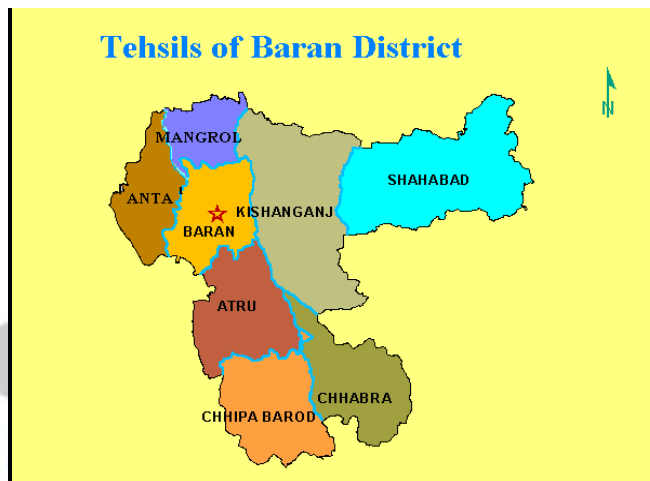


Population of the District (2011 Census)	-	1110906
Area	-	5,550 km ²
Literacy Rate	-	62.31%
Sex Ratio	-	925 Females per 1000 Males
Density	-	193 Persons per sq. km

Source: <http://bundi.nic.in/&statistics.rajasthan.gov.in>

3.4 Baran District Profile:-

The district extends from 24-25' to 25-25' North latitudes, 76-12' to 77-26' east longitudes and 265 mts. altitude. Located on the south-east corner of Rajasthan and being adjacent to Shoepur, Shivpuri and Guna Districts of Madhya Pradesh(M.P.), it forms the boundary of Rajasthan State. It is bounded on North-West by Kota and on South-West by Jhalawar District of Rajasthan State. The maximum length of the district from North to South is 103 Kms. and maximum width from west to east is 104 Kms. The total area of Distt is 6992 Sq.Km. in which 6909.82 Sq.Km. in rural and 82.18 Sq.Km. in urban areas.



Population of the District (2011 Census)	-	1,221653
Area	-	6,992 km ²
Literacy Rate	-	67.38%
Sex Ratio	-	929 Females per 1000 Males
Density	-	175 Persons per sq. km

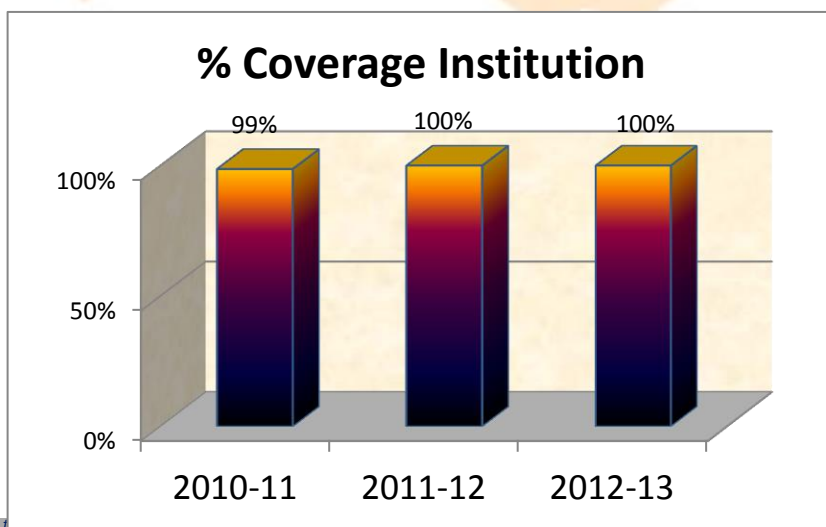
Source: <http://baran.nic.in/&statistics.rajasthan.gov.in>

3.5 Performance of the State during last 3 financial years

Detail performance of the State for all the components of MDM implementation is mentioned below based on the analysis of 4th QPRs of the last three financial years.

Coverage of institutions:

During last three financial years, the state has covered more than 90% of the approved institutions under MDMS.



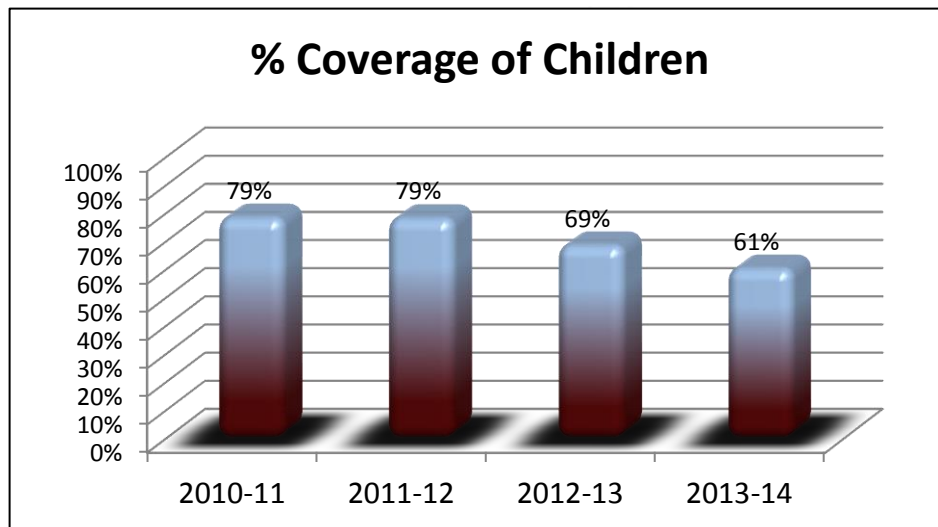
The year wise coverage of institutions against approval is shown in the following diagram.

It is evident from the graph that the State Govt. able to cover 100% during 2011-12 & 2012-13 which shows that all the eligible

institutions has covered under MDMS.

Coverage of Children

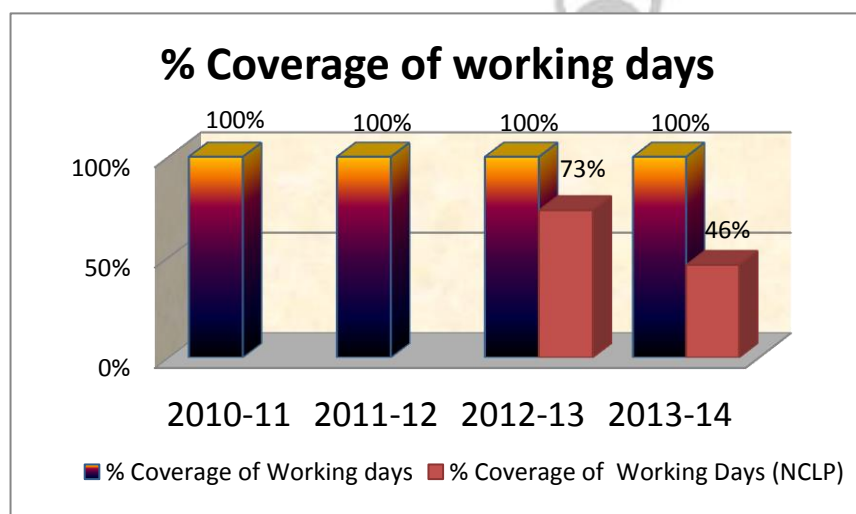
During last three financial years, the overall coverage of children against enrolment in primary



and upper primary has shown only 79% in 2010-11 and 2011-12. But during 2012-13 the coverage of children has slightly declined by 10% from 79% (2011-12) to 69% (2012-13). Similarly,

only 61% of the children against the enrolment have been covered upto 2nd quarter of 2013-14. The coverage of the children over the year has shown a decline trends. The State Govt. should pay attention and find out the reason of less coverage against the enrolment.

Coverage of Working Days



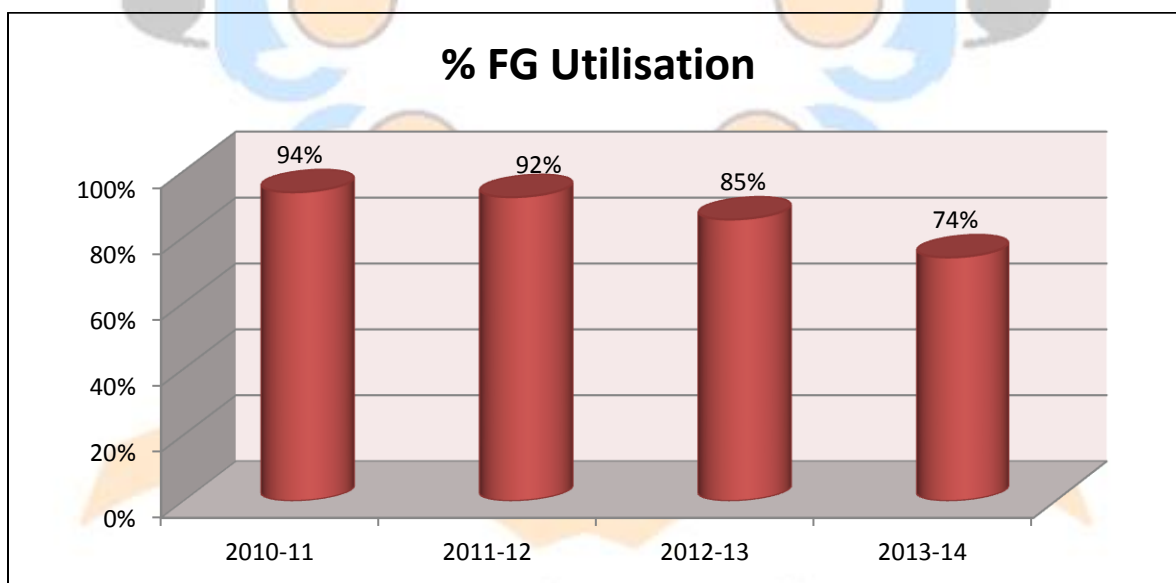
The coverage of the working days is satisfactory which has depicts in the graphs for the last four years i.e. from 2010-11 to 2nd quarter of 2013-14. As per the guidelines the meals should be provided regularly in all the working

days including the three national holidays. The graph shows that the meal served to the children

in all the school days (100%) regularly against the PAB approval working days i.e. 230 days in the year 2010-11, 229 days in 2011-12 and 107 upto 2nd quarter of 2013-14 in Primary and Upper Primary Schools. However, the coverage has shown quite less in NCLP Schools. In 2012-13, meal served in NCLP schools in 229 out of 312 approved working days only 73% coverage. Similarly upto 2nd quarter 2013-14, only 46% (72 out of 156) working days served MDM to the NCLP schools.

Utilization of food grains

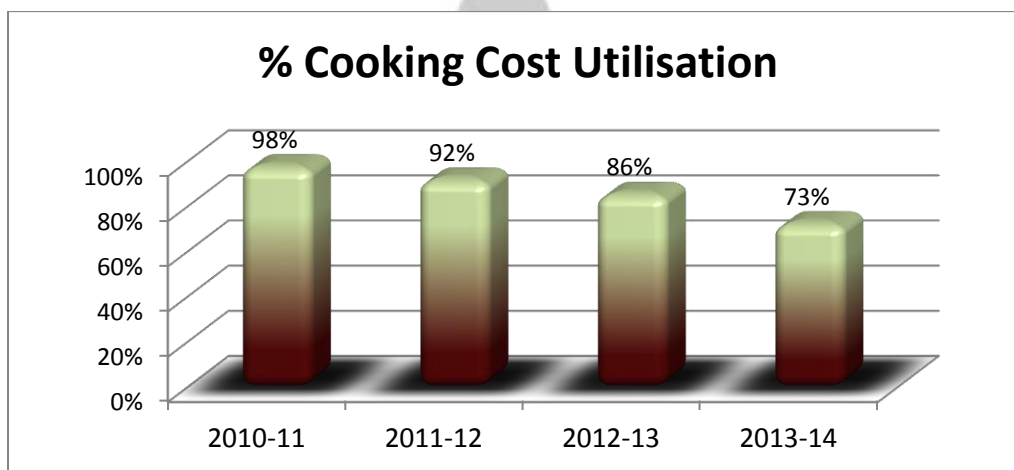
During last three financial years, the percentage utilization of food grains against allocation in primary and upper primary has decline over the period of time under MDMS. The year wise utilization of food grains against allocation is shown in the following diagram.



It is evident from the graph that utilization of food grains has shown decreasing trends, in 2010-11 State utilized 94% of food grains. State has reported that 2% less utilization of food grains i.e. 92% during 2011-12. During the period 2011-12 to 2012-13 utilization of FG came down 7%. 74% utilization has reported upto 2nd quarter of 2013-14.

Utilization of cooking cost

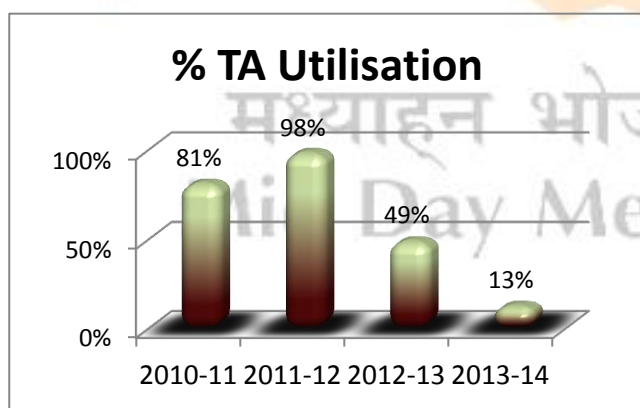
During last three financial years, the percentage utilization of cooking cost against allocation in primary and upper primary has declined over the period of time under MDMS. The year wise utilization of cooking cost against allocation is shown in the following diagram.



The percentage utilization of cooking cost has declined from 98% in 2010-11 to 86% during 2012-13. Similarly utilization of cooking cost has shown 73% upto 2nd quarter of 2013-14. It is relevant to mention that the utilization of the cooking cost is in decreasing trend due to the coverage of children also decreasing over the years.

Utilization of Transportation Assistance

During last three financial years, the percentage utilization of transport assistance against allocation has not been consistent over the period of time under MDMS. The year wise utilization of transport assistance against allocation is shown in the following diagram.

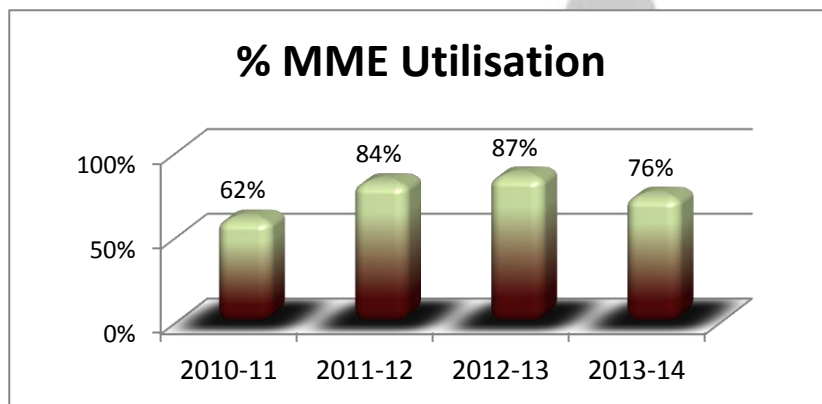


It is evident from the graph that the percentage utilization of transport assistance has improved in 2010-11 i.e. 81% to 98% in 2011-12. But utilization of TA has shown a drastic decline to 49% in 2012-13. Less utilization of TA depicts the fact that there may be a problem in transportation of food grains up to the school level. The State

Government should take corrective measures to improve this situation.

Utilization of MME Fund

During last three financial years the percentage utilization of MME fund against allocation has significantly improved over the period of time under MDMS. The year wise utilization of MME



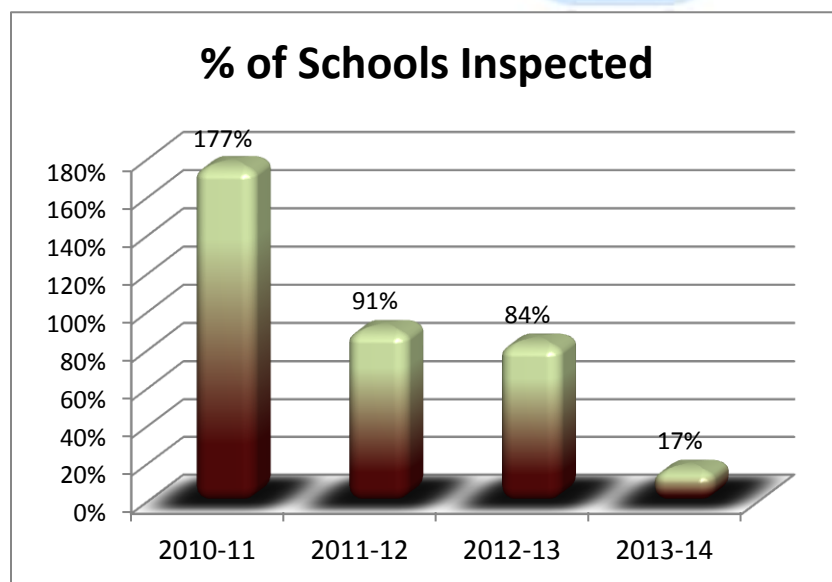
fund against allocation is shown in the following diagram.

It is evident from the data that the MME utilization has increased from 62% in 2010-11 to 84% during 2011-12. It has further increased to 87%

in 2012-13. The utilization of MME fund signifies the fact that there may improvement in proper monitoring of the scheme at all levels. 76% utilisation of MME fund reported upto 2nd quarter of 2013-14 only.

Inspection of institutions

During last three financial years, the percentage of institution inspected has significantly declined over the period of time under MDMS. The year wise percentage of institutions

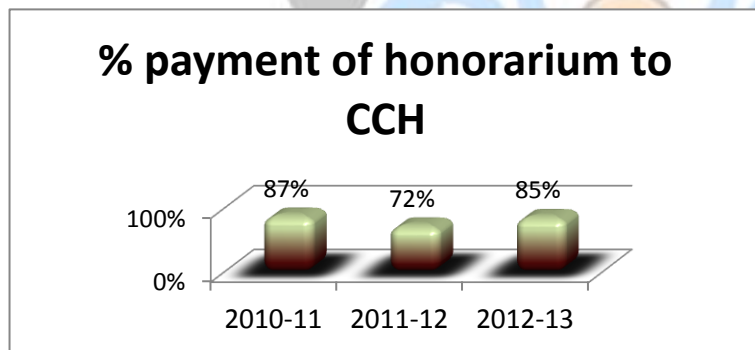


inspected is shown in the following diagram. During 2010-12, more schools were inspected. 91% of the institutions were inspected by State/ District/ Block level officials during 2011-12. It was 84% during 2012-13 and only 17% upto 2nd quarter of the 2013-14. Poor inspection of schools depicts poor

implementation at the school level. Poor inspection of schools is also supported by the data of utilization of MME fund which also decreased over this time period.

Payment of honorarium to cook cum helpers

During last three financial years the percentage utilization of honorarium has significantly declined over the period of time under MDMS. The year wise percentage utilization of honorarium to CCH is shown in the following diagram.



It is evident from the diagram that the percentage utilization was decreased from 87% during 2010-11 to 72% during 2011-12. Payment of honorarium to CCH increased from 72% in 2011-12 to 85% in 2012-13. Payment of honorarium to Cook-

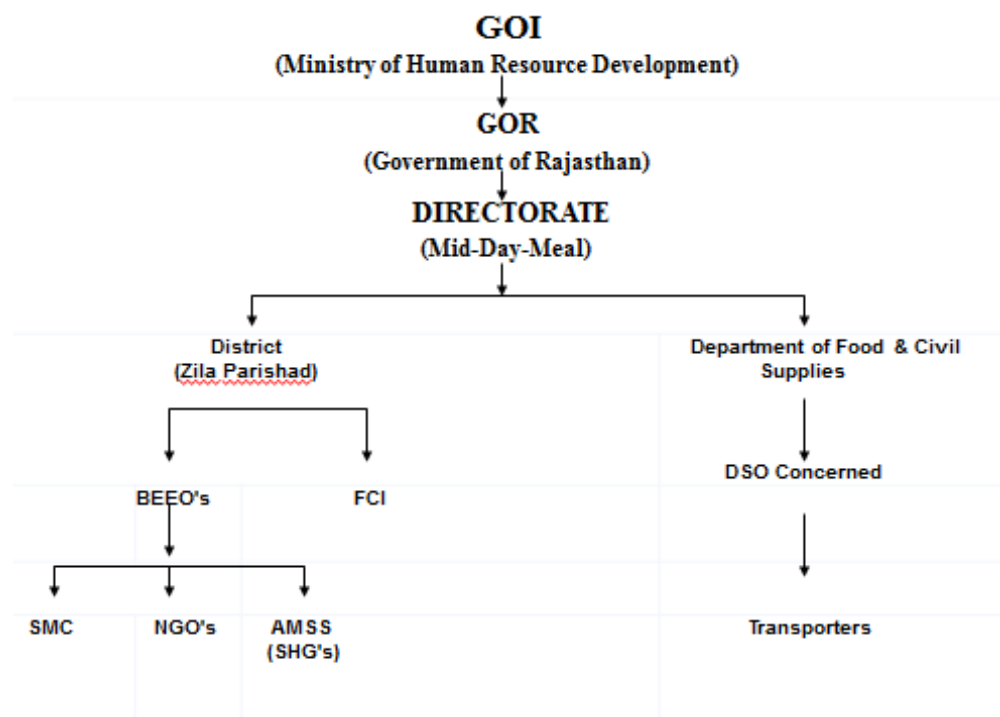
cum-helpers must be paid regularly every month as per their entitlement in order to serve the hot cooked meal to the children.

4. Observations

4.1 Observations on MDM implementation

4.1.1 *Fund flow from State Government to Schools/cooking agency and the time taken in this process.*

The Govt. of India releases funds in three installments to the states/ UTs. The first is Ad-hoc installment (25%) which is issued without taking into consideration unspent balance of the previous year. The first installment of 35% is released after obtaining the unutilized balance from the States and UTs. The 2nd instalment of 40% is released after taking into consideration the expenditure position of first two installments. The State Government after seeking credit confirmation from State Finance Department releases funds to Mid Day Meal Department Rajasthan. The funds thereafter flow from Commissioner to Zila Parisad. The following flow chart indicates movement of funds from Central Govt. to the implementing agencies:



Funds flow (April to Dec 2013)

Components	Date of fund received by the state from GOI	Date of fund received by the state (state share)	Date of fund release by State to directorate	Gap(No of days) between funds receiving and releasing	Reason for delay if any
Cooking cost	25-04-2013	09-05-2013	09-05-2013	14 Days	
Kitchen Devices	10-01-2014	--	--	--	In process
MME	25-04-2013	09-05-2013	09-05-2013	14 Days	
Transportation	25-04-2013	09-05-2013	09-05-2013	14 Days	

As per the information provided by the State Govt., it is evident from the above table that in case of the Ad-hoc release for the FY 2013-14, there is a delay of 14 days only. The funds get transferred from State Finance Dept. to the State MDM Directorate in time.

Fund Flow : Baran District

State Directorate to Districts			Districts to Block			Delay
Release	Amount	Date	Release	Amount	Date	
Release I	326.85	27-Jun-13	Release I	407.00	01-Aug-13	35 Day
Release 2	1.30	14-Aug-13	Release 2	591.00	24-Oct-13	71 Day
Release 3	213.68	28-Oct-13	Release 3	400.00	31-Jan-14	95 Day

The above table depicts that fund flow from State to Bara District is very slow as informed by the District. The ad hoc releases fund reached to the District from the State in 49 days and it takes 35 days after disbursement fund from district to block level. Similarly in 1st and 2nd instalment funds also reached to block level considerably delay.

Fund Flow in Bundi District:-

State Directorate to Districts			Districts to Block		Block to School	
Release	Amount	Date	Amount	Date	Amount	Date
Release I	14149.35	28-05-2013 (19 Days)	163.00	14-08-2013 (78 days)	163.00	27-08-2013 (13 days)
Release 2	7682.21	12-11-2013 (103 days)	50.68	17-10-2013 (35 days)	50.68	26-10-2013 (40 days)
Release 3	20285.6	02-01-2014 (24 days)	157.24	09-12-2013 (38 days)	157.24	
Release 4			216.559	10-Jan-14	216.559	

Similarly the fund flow in the Bundi District also takes almost 3 months approximately to reach at the schools level.

The District Officials report to the JRM team that they have introduced e-transfer system to speed up the fund flow process from the District to Block to School Management Committee (SMC).

Observation: -

In 17 out the 43 (40%) visited schools the team observed the negative balance at the school level i.e. cooking cost was not reached time at the school management committee. In Baran District the cooking cost and food grains is being provided double amount to the children especially in the backward block viz. Kishanganj and Shahabad. In these two blocks, food grains available in the buffer stock.

4.1.2 Management and monitoring of the scheme from state to school level, clear roles and responsibilities of officials at all levels.

For proper monitoring and overseeing implementation of Mid Day Meal Scheme the following Committees are also constituted and monitoring needs to be emphasized:

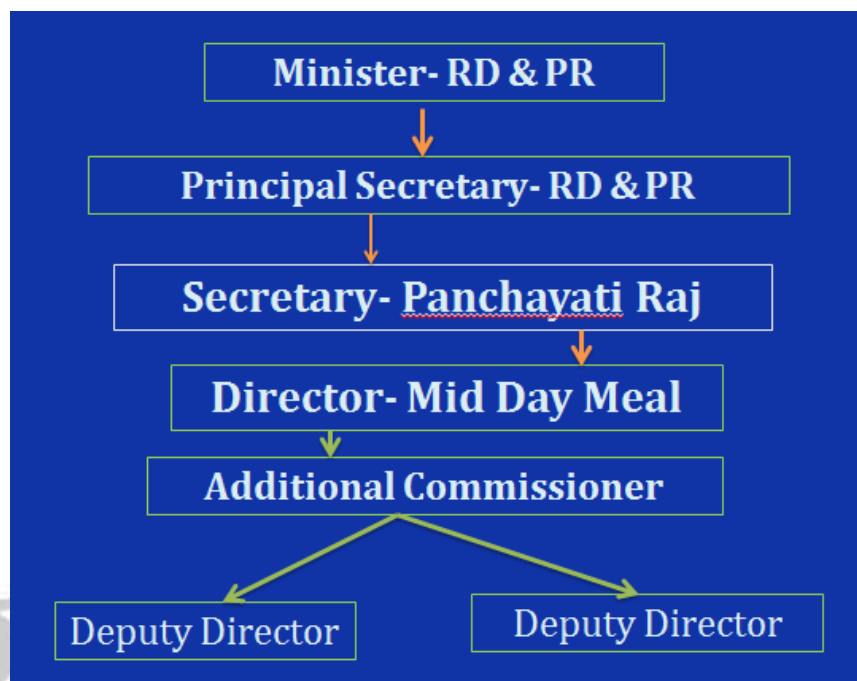
- i. At State level the Steering cum Monitoring Committees headed by Chief Secretary.
- ii. At District level the Steering cum Monitoring Committees headed by DC concerned.
- iii. At Block level Steering Committee headed by SDO
- iv. School Management Committee at School level.

The Directorate is the Nodal Department for implementation of MDMS and is responsible for sanctioning of funds, release of ceiling and correspondence with Govt. of India. The department is responsible for timely submission of report to the Govt. of India, overall supervision and issue of notification of Guidelines for implementation of Mid-Day Meal scheme.

Director, Govt. of Rajasthan, MDMS is responsible for withdrawal of funds against the sanction received from the Government and release of the fund to the District Nodal Officers (DNOs), MDMS. Director, MDM, Rajasthan, MDMS is also responsible for district wise allocation of rice and wheat to the District and overall supervision and monitoring of the scheme.

Chief Executive Officer/District Elementary Education Officer/Inspector of Schools/Deputy Inspector of Schools /Block Elementary Education Officer are responsible for regular monitoring of the scheme by ensuring serving quality, safe and hygienic food to the students under Mid-Day Meal Scheme and regular submission of inspection report.

Headmaster and other Teachers are responsible for tasting of cooked food before serving the same to the children. The Headmasters of the schools are also responsible for maintenance of Mid-Day Meal accounts. They are also responsible for ensured serving of Mid-Day Meal in safe and hygienic condition.



Mid-Day-Meal- Directorate

[State Level]

District Collector

[Zila Parishad (Chief Executive Officer)]

[District Level]

Block Elementary Education Office

[Block Level]

School Management Committee

[School Level]

4.1.3 Field Observation:

There was a clear lack of monitoring especially in both visited district. A large no. of schools were maintaining the inspection registers. The inspection registers had the comments of the inspecting officers but there were hardly any remarks on MDM. There was no clear format available with the officers at the District and block level regarding the inspection of the MDMS. The inspection reports should also include remedial action to be taken in case any short comings like delay in cooking costs, delay in payment of cook cum helpers and any other MDM related issues, operational drinking water facility and toilets etc.

The Joint Review Mission recommends that State should set up a dedicated management structure at the State Level, District Level and Block level to smooth functioning of the MDMS. The responsibility of the position should be clearly explained at each level.

4.1.4 Implementation of the scheme with reference to availability of food grains, quality of MDM, regularity in serving MDM as per approved norms and mode of cooking.

The system of Food grain flow in Rajasthan as in the chart given below:-



The food grain requirement is ascertained before the end of every financial year and communicated well in time to Government of India. Immediately after receiving the allocation from Government of India, districts are informed about their entitlement of food grains. From year 2007-08, Department for Food, Civil Supplies and Consumer Affairs have been designated as the State Nodal transportation agency in place of Rajasthan State Cooperative Marketing Federation Limited (RAJFED). Department for Food, Civil Supplies and Consumer Affairs has engaged marketing societies viz. “Kray Vikray Sahakari Samiti” (KVSS) for transportation of food grains upto the schools.

Food grains are lifted on a monthly basis by the district authorities from FCI depots. A liaison between CEO, Zila Parishad and DSO is essential to ascertain the monthly requirement of food grains and for an uninterrupted supply of Mid Day Meal. District Collector/ CEO Zila Parishad/ District Elementary Education Officer issues an authorization letter to depute one officer for each Block who shall be responsible for the efficient lifting and distribution of food grains. A Committee is constituted for ensuring FAQ of food grains. After the recommendation of this Committee, food grains are lifted by transportation agency. This work is ensured by district supply officer. Transportation agency picks up the food grains according to the requirement communicated by the Block. Block level transportation agency distributes the food grains at door-step of every school.

The team found the system of supply of food grains in Baran District quite problematic. During physical inspection of the godown of the marketing society in Baran, food grains were found stored in extremely bad conditions. The bags were found littered around with dirt of rats and it was also observed that some of the bags of the food grains were loosely packed. On random weighing of the loosely packed bags; the team found less quantity food grains contained i.e. 45kgs as compared with the standard weight i.e. 50kgs/bag.





Rice stored in Karav Vikrav Sahakari Samiti Godown in Baran District contaminated with rat excreta

It is recommended that functioning and storage of transport agency should be inspected and monitored regularly. Moreover, an alternative channel for the supply of food grain must be explored.

The availability of food grains at the State level is shown in the following table:

State	Food grain allocated (MTs)	Food grain lifted (MTs)	Food grain utilized upto Dec, 2013	% utilization
Rajasthan	136322.43	84200.41	66910.89	79.47

The State has utilized 79.5% food grain up to 3rd quarter of the 2013-14. It is observed that the utilization is quite satisfactory. It is evident that meal is being served to the school regularly.

The food grain allocation and lifting in Bara and Bundi district is shown in the following table:

Quarter	Name of District	Allocation (MTs)	Lifting (MTs)	Utilization (MTs)	% utilization
Upto 3 rd Quarter of 2013-14	Baran	2709.60	2465.80	1835.80	74.45%
	Bundi	1974.00	1794.383	1184.404	66%

The utilisation of food grain of Baran District has shown 74% till December, 2013 and utilisation of the food grain in Bundi is quite low i.e. 66% only. The district has reported that the low consumption of food grain is due to the laps of the first quarter lifting from the FCI godown in Bundi district.

It has been observed during field visits that all the schools have sufficient stocks of food grains at the school level except one of the visited school viz. PS Palayatha of Baran District where only rice was being served since 11-1-2014 as wheat was not supplied.

Wheat & Rice quality: The Review Mission observed that quality of the Rice in the schools was free from grits and dust. But the quality of the wheat is not as far as sample kept in the FCI godown. The bags of food grains in the FCI godown were found without MDM stamp for identification. Team observed that storage of Annapurna Mahila Sahakari Samiti was in bad condition and quality of the wheat was found to be very poor (insects contaminated wheat) i.e. not FAQ quality as per the sample shown in the FCI.



Insect-infested wheat in Annapurana Gowon

Quality of MDM: The visiting team found that though the rice and chapatti being cooked was found upto to the mark; Dal being served was extremely watery, though in some schools potato and other vegetables were added in very small amounts. The norm of providing 75 grams of vegetable per child was not being met with that amount of vegetables. Commonly used vegetables for MDM meals are potatoes.

Regularity in serving: Food was found to be served in the schools daily as per prescribed menu by the State government. However, the team found only 66% of children having MDM against the attendance after analysing the last 10 days attendance data collected from the schools. It was also observed that majority of the schools are not maintaining the data for the actual MDM beneficiaries separately against the attendance.

In schools served by Akshaya Patra, it was found that number of children having MDM is less as compared to the other schools served by SMC's and Annapurna Samiti, which gives an impression that children are not preferring the meal served by Akshaya Patra.

4.1.5 Role of Teachers

MDM in the state of Rajasthan is provided through three systems – (a) NGO/Trusts (b) Annapurna Cooperative Society and (c) SMC. Direct role of teachers in MDM is in case of SMC System. In the district of Baran, team found all three systems are in practice but in Bundi all the schools provide MDM through SMC only.

Three-fold role in SMC Managed MDM Schools

Every school has a dedicated in-charge of MDM. The role of teachers in-charge is prominent in SMC system and is three fold. One they have to manage all the purchases. Second supervise the cooking and serving and third they maintain records of food grain, attendance and accounts. . The teachers perform these roles on behalf of SMC as the responsibility of these functions is that of SMC. (Vide letter number f4 ()gra.vi./mdm/disha-nirdesh/08/4274 dated 24.05.10 of Principal Secretary to all District Collectors and CEO ZilaParishad) (Annexure-III)

The purchases of grocery are usually through a designated shop. It was reported that usually grocery shop is visited two to six times in a month. In several places, it was found that services of cooks are used to procure required ingredients especially ingredients like vegetables which are required to be procured on daily basis. Tasks of teacher in-charge involves informing cook about the number of meals to be cooked based on attendance, taking out provisions, grains and pulses in particular and giving to cook, supervise cooking and distribution of meals and tasting the food. Records are maintained regarding meals served, grains used and vouchers and payments. Record of meal served and grain used is maintained in MDM registers. In addition to that, there is a voucher file and cash register. Though norms are specified for grain, pulses, oil and vegetables, but daily consumption record is kept only for grains. Stock register and daily consumption details for other ingredient is not maintained.

Settlement of account and payment grocers is at the end of the month

The account of grocer in particular is settled monthly. A consolidated bill is prepared for each month in case of grocery as well as other items like fuel (other than gas), transportation, vegetables, fruits etc. The interesting point to note here is that the amount spent in a month is exactly as per the cooking charges without a difference of single paisa either way. There is no uniformity in payments especially to grocer, whereas majority reported payment on receipt of the same from the school, some teachers' in-charge said that they make the payment at the time of purchases. The JRM team recommends that consumption records of other than food grains should be maintained separately on daily basis.

Vouchers suggest anomalies:

The examination of vouchers suggests that there are several anomalies of different types some of which make authenticity of the vouchers suspect. For instance, the purchases which are based on monthly meals suggest that in a school one kg red chilies were purchased to serve meals to about 400 children. In the same school three kilograms of red-chilies were bought for little over 800 students. Secondly the examination of vouchers further suggests that the intake of pulses is almost one-third of the recommended daily allowance. For instance in a school in Baran the amount of pulses purchased was one third of recommend allowance (40 and 60 grams per day for

primary and upper primary student respectively) five kilograms in place of 15 and 12 kilograms in case of 34.

Teachers' responses: Awareness about Objectives and Norms

In most of the teachers' views the objective of the MDM is to provide food to poor and increase enrolment. They were aware about the norms as given in the menu by the government of Rajasthan and not according to the Government of India per day per child norms for various inputs. The GoI norms with effect from 1-12-2009 are given below in following table. According to these norms for a six-day week, the quantity of pulses should be 120 grams and 180 grams and of vegetables 300 and 450 grams for primary and upper primary students respectively. The teachers were aware of the norms given on the page no.4 of the instruction booklet of Rajasthan Government. According to the Booklet, the state menu norm stipulates only 80 gram and 120 gram of pulses and 200 and 300 grams of vegetables per six-day week. (Annexure-IV)

Food norm with effect from 1-12-2009			
S. No.	Items	Quantity per day/Child	
		Primary	Upper Primary
1	Foodgrains	100 gms	150 gms
2	Pulses	20 gms	30 gms
3	Vegetables (leafy also)	50 gms	75 gms
4	Oil & fat	5 gms	7.5 gms
5	Salt & condiments	As per need	As per need

There thus appears to be confusion about the norms within the state government. The menu prescribed by the state government is in violation of Government of India norms given above. Obviously this has implications for nutrition of the children.

Many of the teachers were also not aware about the provision of on demand/culture specific meal once a week.

Specific period in time table for MDM

Teachers' responses: Time spent and Views

When enquired about the time spent in relation to MDM, most of the teachers' in-charge reported that they spend about 30 to 40 minutes each day in supervising and record keeping. Some of the teachers also said that a couple of days in a month are spent in settling accounts towards end of

the month.

The overall response of teachers varied regarding involvement in MDM. Where there are one or two teacher schools, the MDM work has been reported as a burden as the work affects the teaching adversely. But in schools with more teachers, it was considered a manageable activity. In fact in some schools, it was considered as one of the integral part of the school work. Such internalized acceptance helps in better organization of the MDM work. For this to happen in all the schools, it would be necessary that adequate staff is deputed in each school.

Useful practices for effective management:

There are some useful practices for effective management of the MDM. First, in some schools the first period and in some other schools fourth period has been assigned for Poshahaar Karya in timetable itself. The logic for first period was that after attendance the number of meals to be cooked has to be communicated and required material has to be given to the cook. In order to accommodate that first period is assigned. Second, in some other schools duty charts have been prepared to supervise daily meal distribution. However, this was observed in some selected UPS where the staff strength is relatively more –around eight or more. This practice has one added advantage. It makes the MDM related work as part of the curriculum like sports or socially useful work like cultural activities or crafts work.

The efficient management of SMC run MDM was observed in the school GUPS Iklera and GPS, Garigatta, Baran. The local innovations in food preparation especially to substitute local food habit such as batti with Dal in place of rice were introduced in these schools. Uses of locally available seasonable green leafy vegetables were found teachers reported that they spend time to go to the local market for procurement of vegetables on daily basis.

Teachers' involvement makes a difference

Some teachers were found to be very involved especially the women teachers. Their deep involvement has made perceptible changes in the MDM. Not only the quality of food served is much better but also the resource gap has been plugged with the help of the community suggesting higher level of community involvement. This also has a favorable impact on enrolment and retention. For instance, in Baran we found that the problem of water was solved by the efforts of the teachers. The only school who served fruit in Baran was this particular school (UPS Girls, Kishanganj).

4.1.6 Convergence with School Health Programme (SHP) for supplementation of micronutrients and health checkups and supply of spectacles to children suffering from refractive errors.

The MDMS guidelines envisage that necessary interventions like regular health Check-ups, provision for de-worming tablets and supplementation of micronutrients like Vitamin 'A' dosage and IFA tablets are to be provided in convergence with the National Rural Health Mission (NRHM) of Ministry of Health & Family Welfare.

As per the information given by the State, the status of School Health Programme as on July, 2013 for the year 2013-14 is as follows:

School Health Programme				
Target		Achievement		% Coverage
No. of District	No of Children	No. of District	No of Children	
33	7089303	33	3194295	45

Health Register

Every school has a health register that includes information about each child over the years. The register is not uniform though. The most common register has a set of information for each child that include the name, age, sex, class, weight, height, BMI, disability, night blindness, cleanliness of nails and head, cough, other diseases, overall health status, treatment, referral etc. The information has to be filled-in by the health department personnel usually the Auxiliary Nurse Midwife (ANM) at the time of check-up and has to be signed by the concerned health functionary and counter signed by the teacher and head teacher.

Health records vary a great deal

Perusal of health registers suggests wide variation in health records. The entries in the health register are to be done by the health functionary after health check-up. The main findings are;

There are number of schools where there is no health check-up this year and no de-worming tablets have been given- [PS Kelwara, Shahabad, Baran; UPS Samaraniya, Shahabad, Baran; SR SEC SCH Motipura, Nainva, Bundi; UPS Girls Deyee; Sr Sec Sch jaitpur; PS Jaitpur]. Health registers suggest that last check-up was in the month of October 2013 in both the districts. De-

worming tablets have reported to be given almost everywhere in the month of October 2013. Also, there were no signatures of all concerned in the registers (UPS Rajwas Bundi).

It is obvious from the perusal of the health register that overall awareness about the contents of the health register and their importance among teachers including the health teachers' in-charge is highly inadequate. Discussions revealed that teachers have not been briefed about their roles as health in-charge.

Eye check-up and distribution of iron tablets and de-worming doses

Only two schools reported eye-check-up and distribution of spectacles in October 2011 and December 2013 (PS Ganpatpura, Bundi). In all other visited schools, eyes have not been tested and no spectacles have been provided after 2006-07.

Distribution of iron tables and record keeping of the same is not universal and uniform. In few schools, records are properly maintained and weekly administration of the tablets is ensured. Regarding administration of iron and folic acid tablets, the best practice was found only in one school wherein all class-teachers have been assigned this responsibility and each one of them maintain a file with all the details filled-in printed Performa and monthly report is sent.

4.1.7 Other Health Issues

All schools have been provided with the weighing scales and height measuring tapes. Several schools have the height tape painted which is in feet and inches.

Visits of ANM are highly skewed. They reach only those schools which are well connected and easily accessible. In schools located within area of the office of the ANM, schools reported weekly visit by the ANM.

Health cards were not available in most of the schools. Some schools did show the cards which were provided in 2006-07. It was reported that currently there is no system of providing individual health card to students. Safe drinking water and sanitation is not part of the health programme. For this reason, there has been no testing of the water the main source of which is hand pump. In fact, the only source of water for all purposes is hand pump

4.1.8 Creation of Capital assets through kitchen-cum-store/kitchen devices.

Provision of infrastructure facilities such as kitchen-cum-store are an essential component for proper implementation of the MDM scheme for supply of healthy, hygienic and hot cooked meal to the children and also safe storage of food grains at the school level.

Central assistance has been released to the State for the construction of 81436 kitchen-cum-stores during 2006-07 to 2012-13. As per 2nd QPR 2013-14, the State has constructed kitchen-cum-stores in 60795 (75%) schools. The construction work is in progress in 8597 schools.

However, State has informed that actual numbers of kitchen sheds constructed under MDM are 42470 and 5461 kitchen sheds are under construction. The difference of 18325 kitchen sheds is evident which is due to misreporting of Kitchen sheds constructed under other schemes also and inclusion of nearby completed kitchen sheds in the actual construction as informed by the State. The team suggests that the data should be reconciled for accurate reporting in future.

Observation on kitchen-cum-stores

- a. The JRM observed that in 14% of visited schools, kitchen sheds were not available. Cooking is being done either in some temporary arrangements, classrooms such as P.S Ganesh Pura, P.S Nagda and UPS Kelwara of Baran District and PS Jaitpur, Nainva of Bundi District or schools running in the same campus are sharing the kitchen sheds. However, there were some schools (PS such as Palayatha of Block Anta, Baran District where kitchen sheds were available, but were not used for cooking on account of less space.
- b. There were kitchens whose roof is broken and cooking is done in a store in extremely dirty conditions (PS Mohabbatpura, Nainva, Bundi).
- c. Where the cooking is done inside the kitchen using fire-wood, there is a problem of smoke. Nowhere Nirdhum (smoke-less) chulha are used. This is real health hazard for the cooks.

मध्याह्न भोजन योजना
Mid Day Meal Scheme



4.1.9 Appointment of Cook-cum –Helpers for preparation and serving of meal to the children and their capacity building.

As per PAB Approval 2013-14, the number of cook cum helpers approved for the state were 127183; and as per 2nd QPR of 2013-14, the percentage of engaged cook cum helper is 100%. However, as per the data taken from MIS web port of the State, the status of CCH as per state government is as follows:

मध्याह्न भोजन योजना
Mid Day Meal Scheme

Status of Cooks	Total No of cooks engaged	Category of cooks			
		SC	ST	OBC	Others
State	124219	15054	20403	69451	21748

It was reported by State Government that engagement of Cook cum helpers was misreported as 100% in 2nd QPR of 2013-14. It is suggested that State Govt. should reconcile the data with QPR and MIS web portal from for accuracy in reporting in future.

Status of Cooks

Status of Cooks Distt.	Total No of cooks engaged	Category of cooks			
		SC	ST	OBC	Others
Baran	2370	174	452	1568	176
Bundi	2522	183	519	1594	226

As per GoI Guideline, the norms for engagement of Cooks cum Helpers are as follows.

Sl No	Enrolment	No. of Cooks eligible
1	School having 1 - 25 Students	1
2	Above 26 – 100 Students	2
3	Every addition of 100 students	1 Additional beyond 100 and above

Observation:

- It was observed that in 16 out of 48 schools, i.e 37.20 % schools, less number of Cook-cum-helpers have been engaged than the required number as per norms related with enrolment of children.
- In 46% schools, it was observed that there was huge delay in payment of honorarium to cook cum helper as they were paid up to July, 14, Sept, 13 and Nov, 13 only. Discussions with the Cooks revealed the fact that they are being paid Honorarium of Rs.1, 000/- p.m. However, they do not get the amount every month and usually it is paid to them in lump sum after 2-3 months. In specially focused Kishanganj and Shahabaad

blocks of Baran district, CCH are paid 2000 per month. However, in 131 schools of the same two blocks served by Akshaya Patra, it was reported the payment to cooks is only between Rs.1000 to 1200.

- JRM Team observed poor health and hygienic conditions of Cook cum helpers engaged in cooking and serving of Mid-Day Meal in some of the visited schools. Their health needs to be monitored. Mission recommends the health checkup of the cook cum helpers.
- **Capacity building of cooks:** Preparation of hygienic and wholesome meal under the Mid-day Meal Scheme (MDMS) is contingent upon the knowledge and skills of staff and cook-cum-helpers engaged for providing meal in the schools. Cook-cum-helpers (CCH) have limited information about nutrition, cooking processes, health and hygiene, preparation of raw grains and vegetables, recipes, serving skills etc. It is therefore, essential, that the capacity of this workforce should be strengthened for the effective implementation of the scheme. Ministry of Human Resource Development has accordingly, assigned the task of conducting the training of cook-cum-helpers to the Akshaya Patra Foundation. Ministry ` D.O Letter no. 5-4/2014-MDM-1-1(EE-5) dated 11th February, 2014 has proposed one day training of Cook cum helpers from Bhilwara and Dungurpur districts in Rajasthan.

4.1.10 Availability of dedicated staff for MDM at various levels.

State Level						
Sl.No.	Designation	Permanent	On Deputation	Name of Additional Deptt. looking after	Total Number	Role/Responsibilities
1	Director	Yes	Yes	N.A.	1	HOD
2	Additional Director	Yes	Yes	N.A.	1	Coordination
3	Dy. Director	Yes	Yes	N.A.	2	Coordination
4	Jr. Accountant	Yes	Yes	N.A.	1	Staff
5	Other employees	Temporary	N.A.	N.A.	10	Staff
	Proposed					

1	Other employees	Yes	Yes	N.A.	20	Staff
---	-----------------	-----	-----	------	----	-------

District Level						
Sl.No.	Designation	Permanent	On Deputation	Name of Additional Deptt. looking after	Total Number	Role/Responsibilities
1	MDM Incharge	Yes	Yes	Zila Parisad	33	District Cordinator
2	Computer Operator	Temporary	N.A.	N.A.	33	Typing work/Data feeding
	Proposed					
1	District Coordinator	Yes	Yes	N.A.	33	Dedicated to MDM
2	Other Staff	Yes	Yes	N.A.	99	Dedicated to MDM

Block Level						
Sl.No.	Designation	Permanent	On Deputation	Name of Additional Deptt. looking after	Total Number	Role/Responsibilities
1	Block Education Officer	Yes	Yes	Education	249	Block Coordinator
2	Computer Operator	Temporary	N.A.	N.A.	249	Typing work/Data feeding

4.1.11 Maintenance of records at the level of school/cooking agency.

The team during its visits to the schools located in two districts checked the MDM and school attendance register, stock register of food grains, bank pass book / cashbook, SMC formation/proceeding register, tasting registers etc. It was observed that records with respect to food grain and cooking cost were maintained properly. However, records of purchasing of the items like pulses, cooking oil and condiments was not found to be maintained in some schools only.

It is praiseworthy that schools were retaining the monthly vouchers for the purchase of ingredients from the local shops.

It was also observed that Schools were not maintaining the separate records regarding the actual number of MDM beneficiaries for the day and attendance of the day. Therefore, number of present student on the day and number of students who availed the MDM on the day was found to be same in most of the visited schools.

The team appreciated that the most of the schools had fixed responsibility of teachers on rotation basis for tasting of the meals before serving to the children. However, the record for the same has not been maintained in a large number of schools. Few schools has maintained mother`s rosters in which record for tasting of food by the mothers of children was kept. Team has found less participation from parents in both the districts.

4.1.12 Availability of infrastructure, its adequacy and source of funding.

Mode of cooking:

Team has appreciated that LPG is used for cooking in 63% of visited schools. However, in schools where food was cooked with firewood as a fuel, kitchens were filled with smoke due to chullahs creating a health hazard for not only the cooks but also leads to thick blackening of walls.

It is recommended that the mechanism should be developed to construct smokeless chullahs and proper ventilation should be designed in the Kitchen-cum-store.

Cooking and Serving Utensils

There are enough utensils for both cooking and eating in all the schools. For cooking each school has three *bhagonas*, steel buckets, two *parats* for dough making, big spoons, *tava*, cooker, etc. For serving every school has more than enough number of steel plates. Not all plates are with in-built bowls. All the cooks and teachers were satisfied with the availability and quality of the utensils.



Drinking water facilities: Drinking water facility was found in most of the visited schools. Majority schools have hand pump and children directly drink from the hand pump. In some schools there is a tank and taps. However, it was observed that the surroundings and the approach of the water source were quite dirty and unhygienic which is matter of concern. Further, in most

cases, the water was never tested for mineral content and contamination. Cleaning of tank is not regular and no record is kept about the cleaning use of cleaning agents.

JRM Team recommended that the testing of water quality of the water source and cleanliness of the surrounding of the drinking source must be ensured.

Almost, all the schools visited in Baran were managed by some system mentioned above but, no systematic drinking water arrangements, including glasses were not found in any of the schools. The waste water around the drinking water source created health hazard with wet mud and water logging resulting children were finding it difficult to even reach to the water source.

In GPS, Bamla, Baran it was observed that the drinking water was kept in open and the dog was drinking the water from the same pot, which was kept for children. These are few very serious health hazards which need immediate attention.

Toilet facilities are available in all the schools; however, some of them were badly maintained.

The team observed the following issues:-

- Several toilets were found locked. Teachers justified locking on the ground that otherwise the people spoil or break the pots. The problem may be genuine but indeed locking is no solution. It defeats the very purpose. Sanitation counseling seems required in this case.
- Some toilets were found extremely dirty. Regular cleaning was not reported.
- In some schools pots were broken. Nothing has been done to get the same repaired.
- In one school only girl's toilet was found (UPS, Sugarmill, Patan, Bundi).
- In schools such as Bamla, Iklera, Amapura of Baran, it was observed that the toilets were available but were very dirty and there was no mechanism to clean the toilets. Children reported to use the dirty toilets. In one of the schools, the toilets were always kept in lock and key which gives a message to children for not using it. The school management did not have the clear understanding of management of toilets.

Inadequate Washing Facilities

Washing facilities require major re-organization. Barring some exceptions the hand pump is used for washing of hands and plates before and after the meal. Usually there is one pump for the purpose and average students are around 70-80. The time for food is roughly 35 minutes. Proper washing is not possible within the time. Queue system hardly works. The situation is summed up aptly by one of the teachers, '*khada rahana padata hai, utak pathak karate rahate*



hain, poora ek ghanta lagata hai.' (One has to stand there. There is a scramble. It takes one hour.)

Moreover, the proper drainage system is rare. Surroundings around the wash area are dirty and unhygienic. In many schools the hand pump has some system to lift water also tanks are available. There is a need to develop a proper system to install tank and washing platform with adequate number of taps linked with the water tank. Some schools have this system. A standard washing system like the kitchen should be provided in each school with proper drainage system and use of waste water.

It seems the money for washing agents like soaps, detergents; etc is managed from the conversion cost. Teachers and staff opined that MME money is too little to ensure adequate purchase of washing materials. For instance, one of the schools reported receipt of Rs 1200/-in 2012 against MME for washing of average 90 students MDM and cooking. It was highly inadequate money available for washing material that many schools reported use of ash-detergent mix or only ash for washing purposes.



Fire extinguishers were not available in 50.16 % of schools. Team found that it was properly installed only in one school. In two schools, it was found locked in the boxes for fear of being stolen. However, there is no system of regular inspection and refilling. In one school, it was used several months back and it now lies empty. There has been no training for the use of fire extinguisher.

4.1.13 Payment of cost of food grains to FCI by the districts.

In the de-centralized structure of payment of cost of food grains the State Government receives the fund for the cost of food grains from GOI and makes sub-allotment of the same to the Nodal Officers who in-turn make payment to FCI in time against the submission of bills for the cost of food grains lifted.

Following table shows the payment to FCI:-

Payment of FCI					(Rs. In Lakh)
No. of districts	FCI Lifting till Dec 2013	Bill raised by FCI	Payment of FCI	% Pending	Reason if Delay
33	84200.41	4033.19	3105.56	23%	Under process

Till December 2013 FCI raised bill of Rs.4033.19 lakhs and State Govt. made the payment of Rs.3105.56 i.e. almost of 77%. Remaining 23% pending bills is under process for payment.

The details of bill raised by FCI and amount paid in Baran district are as under:

Food Grain Allocation	Food Grain Lifted from FCI		Food Grain Invoice Received from FCI			Payment made to FCI		Balance Payment to be paid to FCI
	Quantity	Date	Quantity	Amount	Date	Amount	Date	
	1053.86	574.158	25.03.13	574.158	2683954	02.04.13	2683954	
434.00	332.192	25.06.13	332.192	1543627	03.07.13	1543627	01.08.13	0
943.80	446.315	25.09.13	446.315	2263463	04.09.13	2263463	25.09.13	0
98.00	98.000	25.12.13	98.000	450800	02.01.14	450800	31.01.14	0
1234.00	Lifting is ongoing							

It is event from the above table that there is no pending payment to FCI as per the information provided by the District.

TRANSPORTATION ASSISTANCE:-

The Govt. of India allows maximum Rs.750/- per MT as transportation assistance for transportation of food-grains to school. Payment of transportation cost are made as per existing PDS rates and distance of school from the FCI godown. Transportation cost may vary from District to District of this State depending upon the topography and distance to be transported.

Observations:

With regard to the payments of the food-grains to the FCI it is understood that payment are made by the concerned districts after verifying that the food-grains delivered to the respective blocks. Further, it is known that the payments have been made to the FCI upto the till December, 2013. Delay of payments to the FCI has been due to the non submission of bills by the FCI.

As per the information provided by the District authority, for 1st and 2nd Quarter all the payments have been made by District authority to FCI. So there is no pendency in payment of bills to FCI during 1st to 3rd Quarter for the FY 2013-14

4.1.14 Involvement of NGO's/Trust/Centralized kitchens by States/UTs Government in implementation of the Scheme

In all the schools of district Bundi, MDM is provided by School Management Committees. In district of Baran, 131 schools of two blocks of Kishanganj and Shahabad are served by Akshay Patra [AP] and 49 schools by Annapurna Mahila Sahakaari Samiti Ltd.

MDM by Akshay Patra

The district administration has signed MOU on 5th December 2005 with AP to provide MDM. MDM is provided not through central kitchen rather food is cooked for each individual school. The AP is thus violating the provisions of the MOU. (Annexure-V)

- a) Clause 6 of MOU says that the additional expenses incurred in preparing meal will be borne by the AP. But the payment to CCH by AP is almost half of what is being currently paid by the SMC managed kitchens. This is a serious concern which needs to be set right.
- b) Clause 10 of MOU stipulates that AP would form women's groups in each village. But this has not been attempted anywhere. The idea was the empowered groups of women would take up the cooking work. The primary purpose thus gets defeated.
- c) Clause 22 ensures access to accounts for checking by any one nominated by the state or union government. The review team was not provided with any of the records saying the records have been sent to Jaipur.

The visit to schools and kitchens suggest that food is not upto the mark and the cooking places in the house of the cooks are not clean and hygienic.

AP has been provided two large sheds for storing provisions. There was sufficient quantity of wheat, rice and other ingredients.

The wages to CCH are linked to number of meals and range from Rs 1000/- to Rs 1200/- per month. This is much lower compared to current payment of Rs 2000/- per month given by SMC schools. AP in its central kitchen pays minimum wages to workers. It was expected that the same system of payment would be followed by the AP for rural areas as

well. On the contrary, the AP is paying almost of the amount being paid by the SMC CCHs.

MDM by Annapurna Mahila Sahakaari Samiti

This Samiti provides MDM to 4675 children of 49 schools of six gram panchayats of Shahbad block in Baran district. The total membership of the Samiti is 76 and total CCH engaged are 106. The remuneration given is 2000/- rupees per month which is equal to what is being paid by SMC schools. The food is cooked in the schools wherein the stocks of grain and other ingredients are stored at the Samiti's office. Sufficient stocks were found on the day of inspection. The schools are provided weekly or fortnightly supplies for cooking. The quality of food is good and children as well as teachers are satisfied. However, there are several other operational issues. For one, the Panchayat allotted to Samiti is in violation of the prescribed norms. The concerned office order number f4(5)(28)paravi/pc/guideline/2005/2051 dated 31.10.05 to all the District Collectors and CEO ZilaParisha stipulates that in one block/Panchayat samiti two Gram Panchayats would be given to a Samiti. Over the years, the current Samiti has been allotted six Gram Panchayats. At point 5 of the said order it is stated that the storage of grains would be in school premises only and permission to store in private godowns or places will not be accorded. (Annexure-VI).

4.1.15 Management Information System (MIS) from school to block, district and State Level to collect the information and dissemination to other stakeholders.

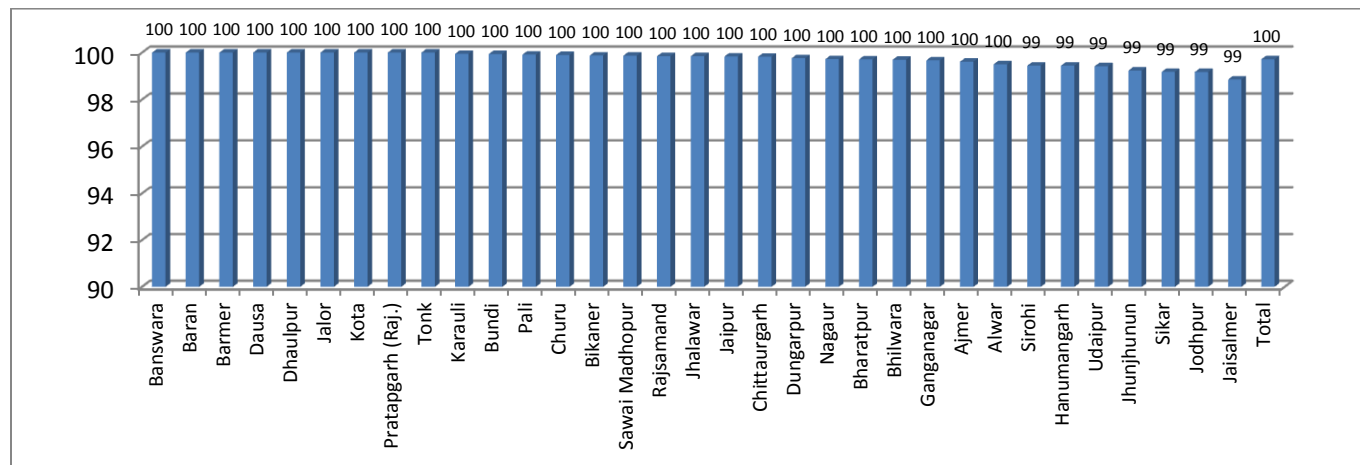
Government of India has already launched MDM MIS portal in collaboration with NIC for the data entry of the major indicators related to MDM. In this connection various trainings and workshops have also been conducted time to time.

The district wise data entry status of the State is given below:-

S. No.	District	Annual Data Entry Status : 2013-14 (as on 14-2-2014 time : 15:35 hrs)		
		Total Schools	Completed (Saved)	% Completed
1	Banswara	3140	3140	100%
2	Baran	1561	1561	100%
3	Barmer	5482	5482	100%
4	Dausa	1922	1922	100%
5	Dhaulpur	1451	1451	100%
6	Jalor	2314	2314	100%

S. No.	District	Annual Data Entry Status : 2013-14 (as on 14-2-2014 time : 15:35 hrs)		
		Total Schools	Completed (Saved)	% Completed
7	Kota	1437	1437	100%
8	Pratapgarh (Raj.)	1565	1565	100%
9	Tonk	2078	2078	100%
10	Karauli	1896	1895	100%
11	Bundi	1620	1619	100%
12	Pali	2316	2314	100%
13	Churu	1962	1960	100%
14	Bikaner	2393	2390	100%
15	Sawai Madhopur	1563	1561	100%
16	Rajsamand	1966	1963	100%
17	Jhalawar	1955	1952	100%
18	Jaipur	4850	4842	100%
19	Chittaurgarh	2274	2270	100%
20	Dungarpur	2543	2537	100%
21	Nagaur	3930	3919	100%
22	Bharatpur	2443	2436	100%
23	Bhilwara	3623	3612	100%
24	Ganganagar	2431	2423	100%
25	Ajmer	2325	2316	100%
26	Alwar	3632	3614	100%
27	Sirohi	1087	1081	99%
28	Hanumangarh	1440	1432	99%
29	Udaipur	4479	4453	99%
30	Jhunjhunun	2350	2332	99%
31	Sikar	2923	2899	99%
32	Jodhpur	4119	4085	99%
33	Jaisalmer	1571	1553	99%
	Total	82641	82408	100%

Mid Day Meal Scheme

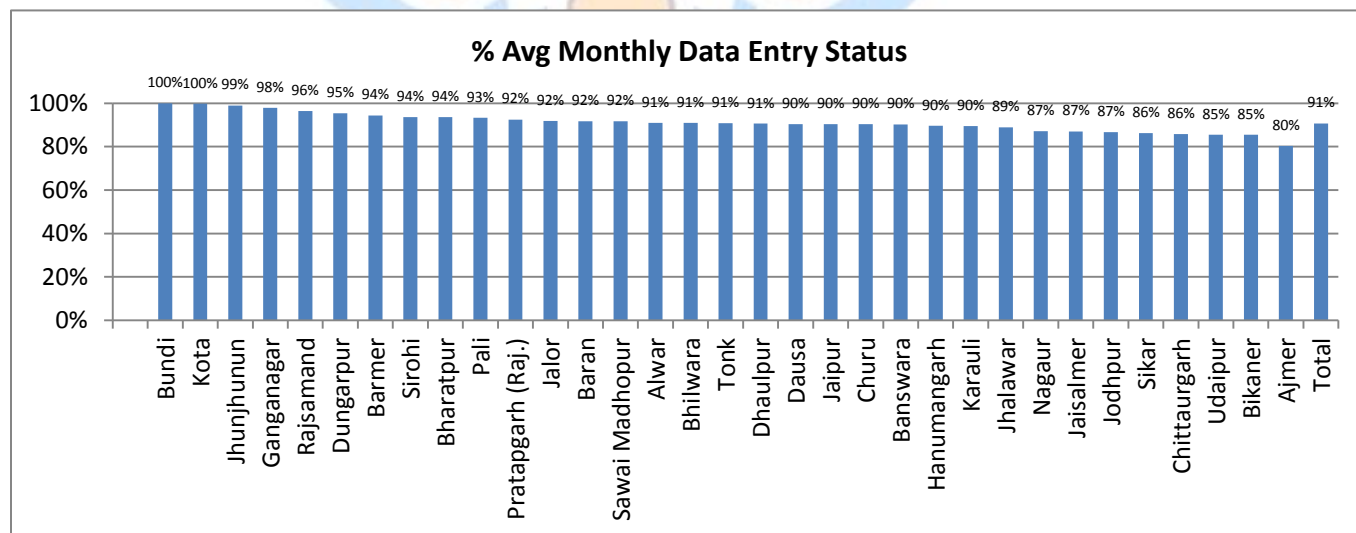


The above graph depicts the district wise Annual data entry status for the year 2013-14. Some of the districts viz. Sirohi, Hanumangarh, Udaipur, Jhunjhunun, Sikar, Jodhpur and Jaisalmer annual data entry completed only 99% as on 14th February, 2014. The annual data entry must be completed before starting new session i.e. financial year 2014-15 and the state may look into the slow progress of annual data entry made by the above mentioned districts.

District wise Monthly Data Entry Status:-

S. No.	District	Monthly Data Entry Status : 2013-14 as 14-2-2014											
		Apr	May	Jun	Jul	Aug	Sep	Oct	Nov	Dec	Jan	% Avg	
1.	Bundi	100%	100%	100%	100%	100%	100%	100%	100%	100%	100%	100%	100%
2.	Kota	100%	100%	100%	100%	100%	100%	100%	100%	100%	100%	98%	100%
3.	Jhunjhunun	99%	99%	99%	99%	99%	99%	99%	99%	99%	99%	96%	99%
4.	Ganganagar	100%	100%	100%	100%	100%	100%	100%	100%	100%	99%	83%	98%
5.	Rajsamand	100%	100%	100%	100%	100%	100%	100%	100%	100%	91%	76%	96%
6.	Dungarpur	100%	100%	100%	100%	100%	100%	99%	98%	96%	95%	68%	95%
7.	Barmer	100%	100%	100%	100%	100%	100%	100%	100%	100%	100%	44%	94%
8.	Sirohi	98%	98%	98%	98%	98%	98%	98%	98%	98%	98%	53%	94%
9.	Bharatpur	100%	99%	99%	99%	97%	97%	97%	97%	96%	54%	94%	
10.	Pali	100%	100%	99%	99%	99%	99%	99%	99%	95%	43%	93%	
11.	Pratapgarh (Raj.)	100%	100%	100%	100%	100%	100%	100%	100%	100%	25%	92%	
12.	Jalor	99%	99%	99%	99%	99%	99%	99%	99%	99%	93%	35%	92%
13.	Baran	100%	99%	99%	99%	99%	99%	96%	90%	90%	85%	61%	92%
14.	Sawai Madhopur	100%	100%	100%	100%	100%	100%	100%	100%	99%	82%	37%	92%
15.	Alwar	99%	98%	98%	98%	98%	98%	97%	97%	97%	93%	34%	91%
16.	Bhilwara	99%	99%	99%	99%	98%	96%	96%	96%	96%	92%	35%	91%

S. No.	District	Monthly Data Entry Status : 2013-14 as 14-2-2014											
		Apr	May	Jun	Jul	Aug	Sep	Oct	Nov	Dec	Jan	% Avg	
17.	Tonk	100%	100%	100%	100%	100%	100%	100%	100%	100%	88%	21%	91%
18.	Dhaulpur	100%	100%	100%	100%	100%	100%	99%	99%	98%	81%	29%	91%
19.	Dausa	100%	100%	100%	100%	100%	100%	100%	100%	100%	96%	8%	90%
20.	Jaipur	99%	99%	99%	99%	99%	99%	99%	99%	98%	86%	26%	90%
21.	Churu	100%	100%	100%	100%	99%	99%	99%	99%	98%	94%	15%	90%
22.	Banswara	100%	100%	100%	100%	100%	99%	99%	99%	99%	85%	20%	90%
23.	Hanumangarh	98%	98%	98%	98%	98%	98%	98%	98%	94%	93%	23%	90%
24.	Karauli	97%	97%	96%	96%	96%	96%	96%	95%	92%	90%	40%	90%
25.	Jhalawar	99%	98%	98%	98%	97%	97%	97%	97%	96%	90%	19%	89%
26.	Nagaur	96%	94%	94%	93%	93%	93%	92%	92%	92%	90%	35%	87%
27.	Jaisalmer	99%	99%	99%	99%	99%	99%	99%	99%	99%	79%	0%	87%
28.	Jodhpur	98%	98%	98%	98%	97%	97%	96%	96%	96%	79%	8%	87%
29.	Sikar	98%	94%	94%	94%	94%	94%	94%	93%	91%	82%	28%	86%
30.	Chittaurgarh	98%	97%	97%	97%	97%	97%	97%	90%	89%	86%	11%	86%
31.	Udaipur	99%	98%	98%	98%	97%	96%	96%	91%	91%	66%	16%	85%
32.	Bikaner	98%	97%	97%	96%	95%	94%	93%	84%	84%	66%	35%	85%
33.	Ajmer	100%	91%	91%	90%	90%	90%	90%	85%	81%	72%	15%	80%
	Total	99%	98%	98%	98%	98%	98%	98%	97%	96%	88%	37%	91%



The above graph depicts the district wise average monthly data entry status for the financial year 2013-14. The some improvement has made in monthly data entry process by the districts. The State completed 91% average monthly data entry as on 14.02.2014. Bundi and Kota districts

have completed 100% where are rest of the districts yet to complete 100%. Ajmer, Bikaner, Utaipur, Chittaurgarh, Sikar etc. need more improvement. The monthly data entry is one of the most important activities to be completed in time. It helps in smooth monitoring of the implementation MDMS at State level, District Level and even at Block level.

Integration of MDM MIS with IVRS (Interactive Voice Response System):

The existing MID MIS portal will be integrated with the proposed IVRS system for comparative analysis of the data received from IVRS System & MDM MIS. “Interactive Voice Response System (IVRS) based Monitoring of Mid Day Meal Scheme” is an innovative initiative by MDM Bureau.

Working of IVRS based monitoring system:

The IVRS shall primarily include placing system generated, automated calls to the headmasters/ nodal teachers of the schools, where mid-day meal scheme is being implemented. Each headmaster or teacher shall key-in the values for their respective schools, i.e., whether the meal has been tasted by the teacher before serving to children, how many children have had meals on that day and if meal not served then reasons thereof. The punched information would be automatically uploaded on the Central Data Base and finally on the website along with analysis of the data. The system will automatically generate exception reports, alerts and will be automatically sent to the functionaries / stakeholders through email, SMS etc.

Benefit of IVRS in nutshell:

Initiative by MDM Bureau, in Implementation of Innovative Mechanism of IVRS based data collection and scheme monitoring system will help the MDM officials at various levels to monitor the scheme on real time basis and to take corrective / precautionary measures / actions on time for an effective working of the scheme.

4.1.16 Involvement of Community’ in implementation of MDM Scheme

Involvement of community is in terms of mothers involvement is reported in few schools. In some schools SMC involvement was also reported. However the presence of SMC members was found lacking barring some exception despite the fact that each visited school was well informed about the visit. SMC registers did contain minutes of monthly meetings and issues related to MDM among others.

4.1.17 Status of tasting of the meal by the teacher/member of SMC

In pursuance to the guidelines dated 22nd July, 2013 issued by Govt. of India, the State Govt. has issued necessary instructions to the school authorities for tasting of the meals before serving to the children and prescribed maintenance of register for recording this fact. (Annexure-VII)

It was observed that responsibility of tasting the food on rotational basis has been assigned to teachers and tasting is regular in all the schools. In some schools, it is by MDM in-charge and in many it is by more than one teacher. Some selected schools reported occasional testing by mothers and SMC members and even elected representatives. Most common is the SMC head.

However records of tasting the meal were not found to be maintained in most of the visited schools.

4.1.18 Status of Safe storage and proper supply of ingredients to schools.

Storage especially grains are properly stored in iron drums. The extra grain is kept in gunny-bags only. Each school has proper stainless steel vessel for storing wheat flour. Most of the schools also have a box to keep other items.

However, storage of food grain in the godowns of marketing societies is not safe as the facility is not scientific and staff is not trained. There is no regular maintenance of the stock in terms of regular treatment. FCI godowns follow a particular protocol for treatment which is not the case with marketing societies.

For instance, during physical inspection of the godowns of the marketing society in Baran rice was found stored in extremely bad conditions. The rice was found littered around with dirt of rats. Also the storage was not scientific and there were loose bags. The wheat too was not found stored properly.

As per the guidelines issued in respect of quality, safety and hygiene by the Government of India vide its letter 1-4/2013-Desk (MDM) dated 22nd July, 2013 to all States/UTs all the major ingredients i.e. pulses, cooking oil, spices other condiments should be of Agmark certified. It was observed that the pulses and cooking oil being used were not Agmark certified in most of the schools.

It is recommended that the State Government should ensure strict compliance of the guidelines issued in this regard. The sufficient storage facilities/bins should be made

available to the schools and also all the major ingredients including cooking oil should be Agmark certified.

4.1.19 Status of Awareness about Mid-Day Meal Scheme.

JRM Team observed that there is a need to create more awareness among the stakeholders regarding the scheme. It was found that the weekly menu has been painted in majority of the schools visited, but logo and norms were not displayed in most of the schools. In Middle school Rajwas of Bundi District, entitlements of children and emergency helpline numbers were found to be displayed but were not placed at prominent places in the school.

Awareness about norms was found among the teachers in-charge. However, it was observed that the awareness was distorted and incomplete in some school.

JRM recommends an awareness drive at all levels i.e. from district level to school level for officials, parents, community, children and teachers regarding their role and responsibilities, guidelines and provisions



under the scheme. The entitlements of children and MDM logo as per the specifications given in the guidelines must be displayed at the prominent places in school. There is a need to create more awareness regarding the contingency/medical health plans for any occurrence of untoward incident at school level.

The team also recommends that the number of ambulance helpline may also be painted prominently in all the schools.

The GoI guidelines also envisage that the entitlements and other benefits of the scheme should be publicized through TV, radio, print media etc. It is suggested to take steps for wide publicity of the entitlements and benefits of the scheme. It is also suggested that MDM month, preferably November, may be organized to see the preparedness and

availability of the food grains and funds at various levels. The Ministry of HRD has developed two films on MDM which could also be used by States as part of the strategy for creating greater awareness about the entitlements under the scheme. Detailed guidelines regarding MDM Logo is available on www.mdm.nic.in.

4.1.20 Status of testing of food samples by reputed institute

As per the guidelines issued on 22 July, 2013 by Govt. of India, the State Government may consider engaging CSIR institutes/National Accreditation board of laboratories recognized labs for carrying out sample checking of MDM, to ensure quality meal to the children. It was informed by the State government that a workshop has been organized on 28.11.2013 to find out the possibilities of food testing under MDM Scheme with the help of Home Science Laboratories and other local private laboratories situated within the state. The identification of the institutes for the purpose of food testing is under process.

It is recommended that the State may engage the services of any reputed institute on lines of testing done by Sriram Institute for Industrial Research in Govt. of NCT of Delhi to collect the samples from fields on random basis and test the samples on the parameters such as microbiological presence or absence of e-coli, chemical parameters such as moisture content, fats, proteins and calorific value of the meal.

4.1.21 Status of convening of District Monitoring and Vigilance Committee Meeting under the Chairmanship of Member of Parliament.

State Government informed the Mission that a letter has been issued to the department of the school education to constitute a District level Monitoring and Vigilance Committee under the chairmanship of Member of Parliament of the concerned district as the Mid-day Meal Scheme has its own district level Monitoring and Vigilance Committee under the chairmanship of district collector.

4.1.22 Status of operationalization of Emergency Medical Plan

The State Government have been issued a circular to all the district collectors to prepare a contingency plan regarding emergency medical facilities and also directions have been issued to concerned officers to display the contact no. of District collector, Ambulance, nearest medical hospital and Police Station. However, the team observed that there was no instruction given to the schools by the district authorities for the implementation of the emergency medical plan at school level.

4.1.23 Review of the convening of the regular review meetings at District Level

The State Government informed the Mission that district level Monitoring and Vigilance Committee is has been constituted. Total 126 meetings of district level monitoring committee have been organized from April, 2013 to January, 2014.

4.2 Nutritional Assessment

A. Health and Nutritional Status

Height for Age

The height of children was measured using standard method, upto the nearest mm. It was then converted into meters for calculation purpose. The mean age-wise height of children is depicted in Table 4.1, Fig 4.1). It was observed that in Baran district the mean height of boys was lower than WHO reference values in all age groups in children receiving single ration but the children receiving double rations were taller than children receiving single rations in all age groups.

4.1 : Average Height of Girls and Boys from two Types of Blocks (Single Ration and Double Ration) of District Baran of Rajasthan (Day 1 and 2)

Age (yrs)	SINGLE RATION			DOUBLE RATION			Ref. Stds. WHO (2006) (M)
	N 137	Height (Mean \pm SD)	% Ref. Standards	N 139	Height (Mean \pm SD)	% Ref. Standards	
Boys N = 276							
6	6	1.14 \pm 0.04	99.13	3	1.15 \pm 0.01	100	1.15
7	8	1.14 \pm 0.03	93.44	15	1.2 \pm 0.08	98.36	1.22
8	18	1.18 \pm 0.05	92.18	16	1.29 \pm 0.06	100	1.28
9	16	1.25 \pm 0.06	93.98	11	1.27 \pm 0.05	95.48	1.33
10	16	1.28 \pm 0.08	92.75	16	1.33 \pm 0.07	96.37	1.38
11	13	1.33 \pm 0.06	93.00	21	1.32 \pm 0.06	92.72	1.43
12	22	1.40 \pm 0.08	93.95	21	1.41 \pm 0.07	94.63	1.49
13	20	1.41 \pm 0.09	90.38	15	1.46 \pm 0.08	93.58	1.56
14	18	1.56 \pm 0.08	95.13	21	1.52 \pm 0.09	92.68	1.64
Girls N = 293							
	N 151			N 142			
6	3	1.17 \pm 0.00	101.7	8	1.16 \pm 0.09	100.86	1.15
7	15	1.12 \pm 0.06	92.56	11	1.22 \pm 0.05	100.83	1.21
8	14	1.19 \pm 0.04	93.70	14	1.25 \pm 0.08	98.42	1.27

9	16	1.23 ± 0.07	92.48	12	1.29 ± 0.06	96.99	1.33
10	22	1.31 ± 0.09	94.92	13	1.31 ± 0.04	100.72	1.38
11	23	1.36 ± 0.06	94.44	19	1.34 ± 0.07	93.05	1.44
12	23	1.4 ± 0.08	92.71	21	1.43 ± 0.08	94.70	1.51
13	22	1.45 ± 0.06	92.35	23	1.47 ± 0.08	93.63	1.57
14	13	1.5 ± 0.06	93.75	21	1.47 ± 0.05	91.87	1.60

Fig. 4.1 : Average Height of Boys from two Types of Blocks (Single Ration and Double Ration) of District Baran of Rajasthan

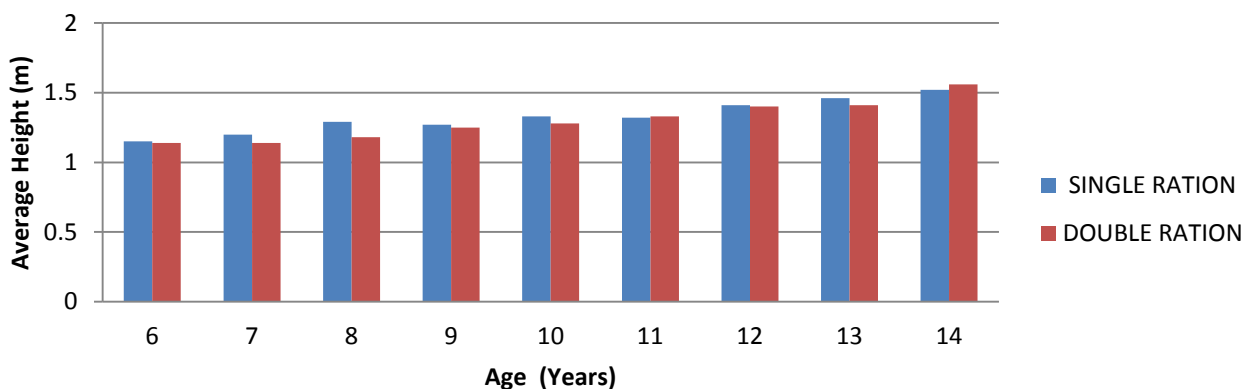
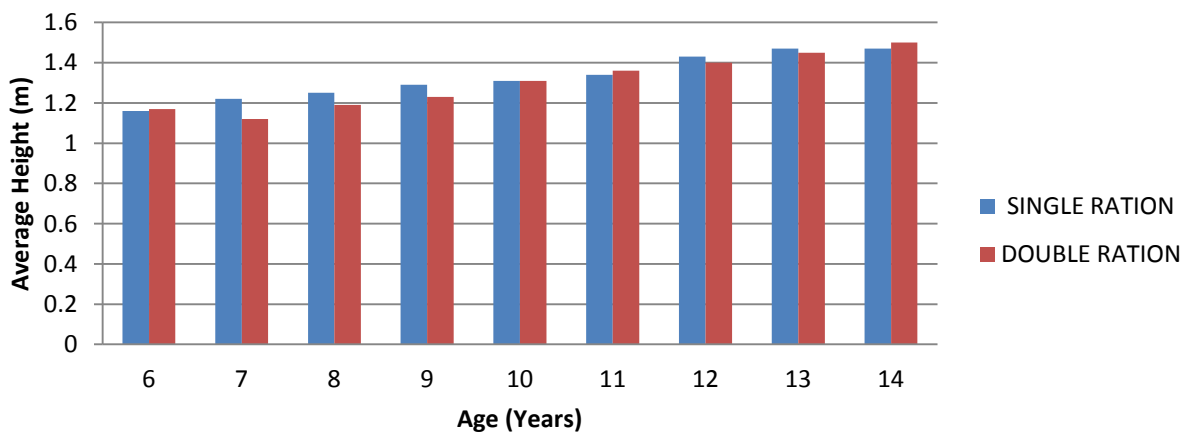


Fig 4.2 : Average Height of Girls from two Types of Blocks (Single Ration and Double Ration) of District Baran of Rajasthan (Day 1 and 2)



The heights of boys receiving double rations also were lower than WHO reference values in all age groups except at 6 years and 8 years. Although care was taken for randomization of sample but likelihood of lower attendance of malnourished children and healthier sample been sent by teacher cannot be ruled out.

Table 4.1, Fig. 4.2 shows that mean height of girls was lower than WHO reference values in all age groups receiving single ration except for girls in the age group of 6 years. The mean height of girls receiving double ration were greater than the other group and compared to WHO reference values they were taller in age group of 6, 7 and 10 years. Similar explanation can hold true for girls as for boys. We can also see that the attendance of students in younger age groups were lower as compared to older children. This in itself explains that children that were well nourished may be attending more school in normal course and were beneficiaries of the MDM program.

Table 4.2 : Average Height of Girls and Boys from Single Ration Blocks of two Districts of Rajasthan (Day 1 vs 3,4)

Age (yrs)	BARAN			BUNDI			Ref. Stds. WHO (2006) (M)
	N 137	Height (Mean \pm SD)	% Ref. Standards	N 235	Height (Mean \pm SD)	% Ref. Standards	
Boys = 372							
6	6	1.14 \pm 0.04	99.13	5	1.21 \pm 0.03	105.2	1.15
7	8	1.14 \pm 0.03	93.44	18	1.17 \pm 0.07	95.90	1.22
8	18	1.18 \pm 0.05	92.18	21	1.20 \pm 0.08	93.75	1.28
9	16	1.25 \pm 0.06	93.98	33	1.25 \pm 0.08	93.98	1.33
10	16	1.28 \pm 0.08	92.75	37	1.33 \pm 0.08	96.37	1.38
11	13	1.33 \pm 0.06	93	30	1.39 \pm 0.10	97.20	1.43
12	22	1.40 \pm 0.08	93.95	30	1.39 \pm 0.06	93.28	1.49
13	20	1.41 \pm 0.09	90.38	41	1.46 \pm 0.09	93.58	1.56
14	18	1.56 \pm 0.08	95.12	20	1.50 \pm 0.07	91.46	1.64
Girls							
	N 151			N 300			
6	3	1.17 \pm 0.00	101.7	7	1.15 \pm 0.09	100	1.15
7	15	1.12 \pm 0.06	92.56	22	1.14 \pm 0.76	94.21	1.21
8	14	1.19 \pm 0.04	93.70	34	1.20 \pm 0.07	94.48	1.27
9	16	1.23 \pm 0.07	92.48	32	1.26 \pm 0.07	94.73	1.33
10	22	1.31 \pm 0.09	94.92	48	1.34 \pm 0.10	97.10	1.38

11	23	1.36 ± 0.06	94.44	37	1.37 ± 0.08	95.13	1.44
12	23	1.40 ± 0.08	92.71	43	1.40 ± 0.09	92.71	1.51
13	22	1.45 ± 0.06	92.35	44	1.46 ± 0.09	92.99	1.57
14	13	1.50 ± 0.06	93.75	33	1.49 ± 0.03	93.12	1.60

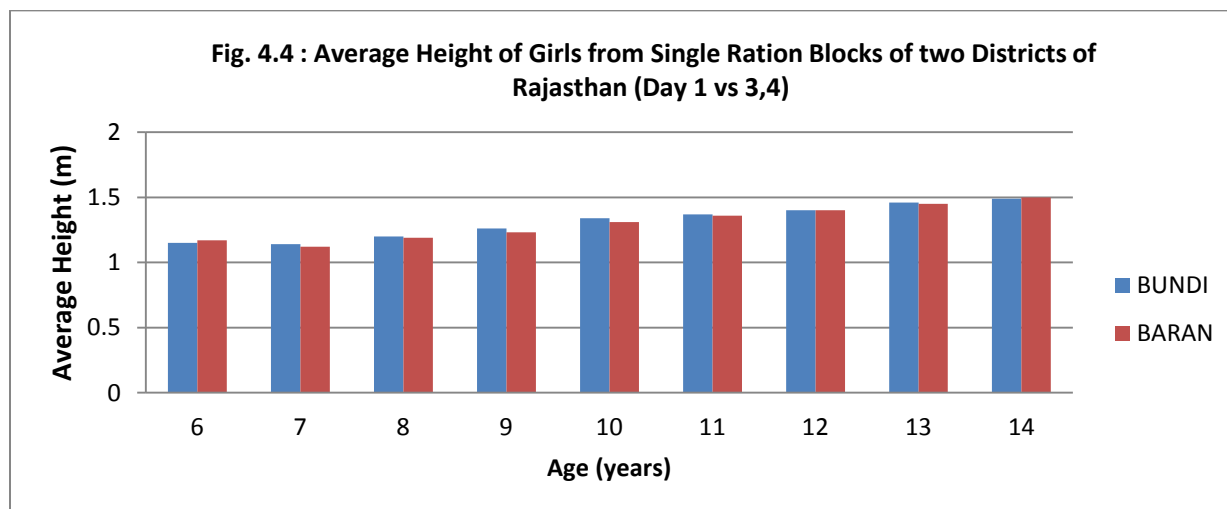
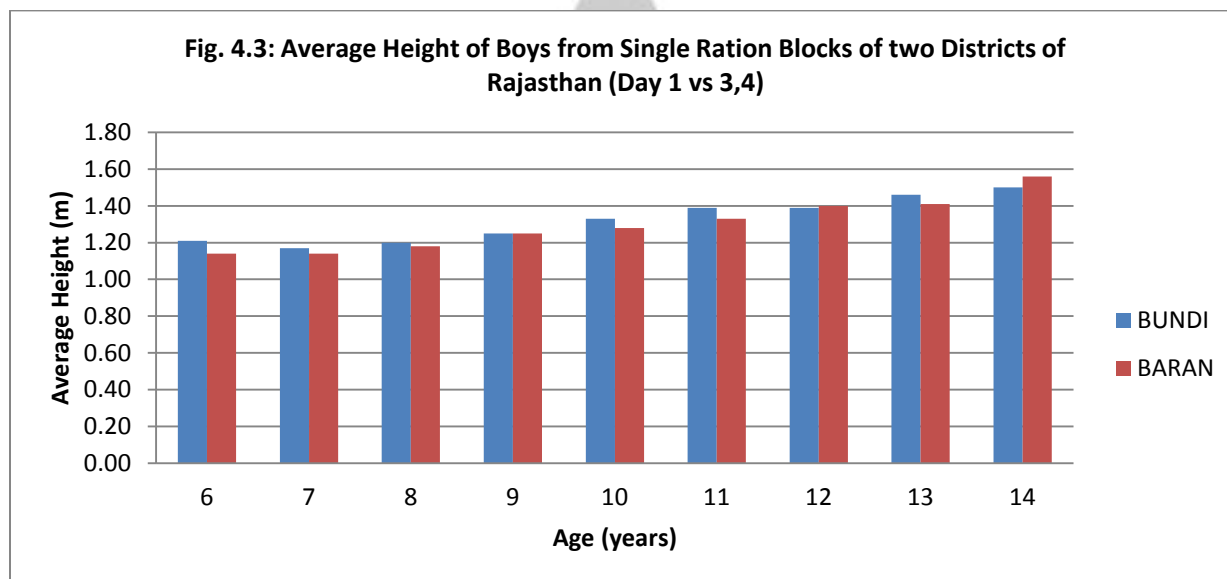


Table 4.2, Fig 4.3, 4.4 depict the mean height of children in the Single Ration Blocks of the 2 districts under review i.e., Baran and Bundi. The comparison between the 2 districts gives interesting insights; the boys of both the districts in all age groups were shorter than WHO

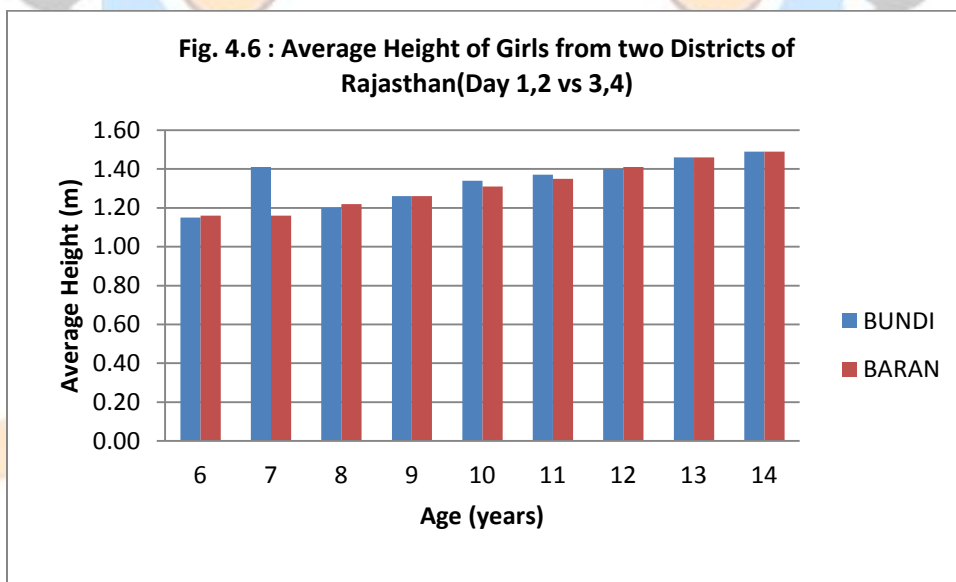
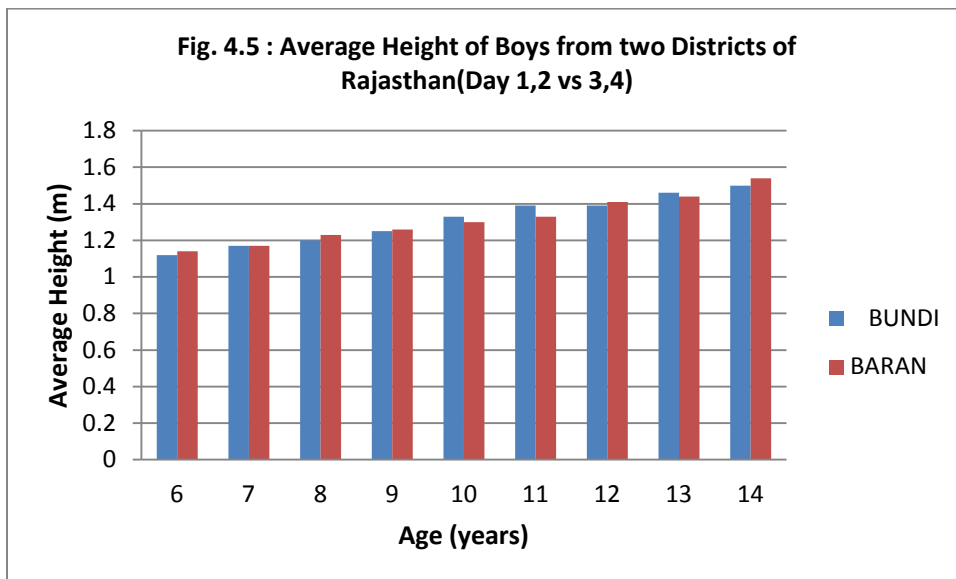
reference standards except for boys of Bundi district in the age group of 6 years. The boys of Bundi district were also taller than boys of Baran district in almost all age groups.

Similar results were observed in case of girls, the girls from Bundi were taller than the girls from Baran. Although it was observed that the girls from both districts were shorter than the WHO reference values.

Table 4.3 Average Height of Girls and Boys from two Districts of Rajasthan (Day 1,2 vs 3,4)

Age (yrs)	BARAN			BUNDI			Ref. Stds. WHO (2006) (M)
	N 276	Height (Mean \pm SD)	% Ref. Standards	N 235	Height (Mean \pm SD)	% Ref. Standards	
Boys N=511							
6	9	1.14 \pm 0.03	99.13	5	1.12 \pm 0.39	97.39	1.15
7	23	1.17 \pm 0.07	95.90	18	1.17 \pm 0.07	95.90	1.22
8	34	1.23 \pm 0.07	96.09	21	1.20 \pm 0.84	93.75	1.28
9	27	1.26 \pm 0.06	97.74	33	1.25 \pm 0.08	93.98	1.33
10	32	1.30 \pm 0.08	94.20	37	1.33 \pm 0.08	96.37	1.38
11	34	1.33 \pm 0.06	93.00	30	1.39 \pm 0.10	97.20	1.43
12	43	1.41 \pm 0.07	94.63	30	1.39 \pm 0.06	93.28	1.49
13	35	1.44 \pm 0.09	92.30	41	1.46 \pm 0.09	93.58	1.56
14	39	1.54 \pm 0.09	93.90	20	1.50 \pm 0.07	91.46	1.64
Girls N= 593							
	N 293			N 300			
6	12	1.16 \pm 0.08	100.86	7	1.15 \pm 0.09	100	1.15
7	26	1.16 \pm 0.07	95.86	22	1.41 \pm 0.07	94.21	1.21
8	28	1.22 \pm 0.07	96.06	34	1.20 \pm 0.07	94.48	1.27
9	28	1.26 \pm 0.07	94.73	32	1.26 \pm 0.07	94.73	1.33
10	35	1.31 \pm 0.07	94.92	48	1.34 \pm 0.10	97.10	1.38
11	42	1.35 \pm 0.06	93.75	37	1.37 \pm 0.08	95.13	1.44
12	44	1.41 \pm 0.08	93.37	43	1.40 \pm 0.09	92.71	1.51
13	43	1.46 \pm 0.07	92.99	44	1.46 \pm 0.09	92.99	1.57
14	35	1.49 \pm 0.05	93.12	33	1.49 \pm 0.03	93.12	1.60

Mid Day Meal Scheme



मध्याह्न भोजन याजना
Mid Day Meal Scheme

Table 4.3, Fig. 4.5, 4.6 depict average height of children irrespective of ration allocation to children. The height of boys from Baran district were greater than that of boys from Bundi in all age groups. Boys from both the districts were shorter than the WHO reference standards. We have to consider here that boys of Baran were taller when we included the double ration group here, earlier table revealed that boys from Bundi district were taller.

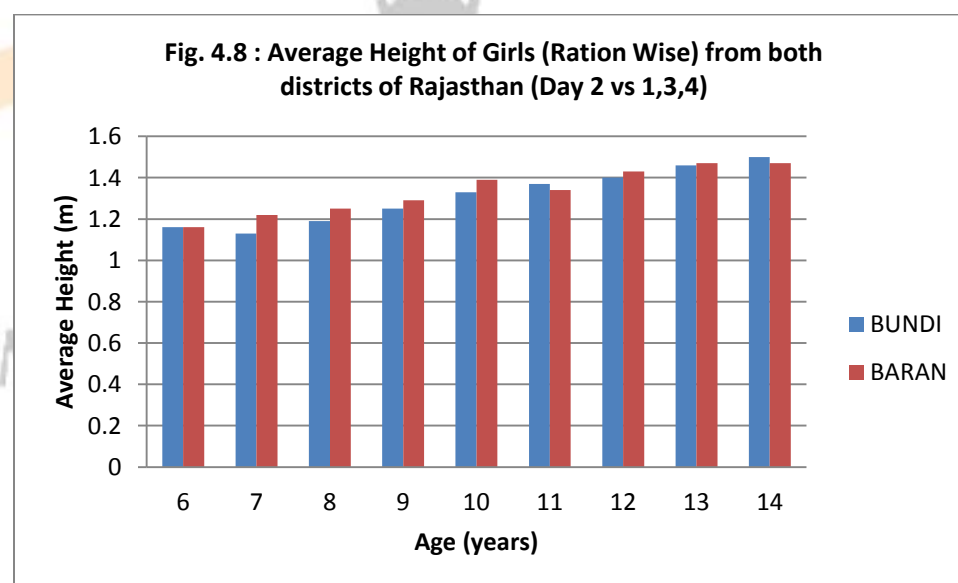
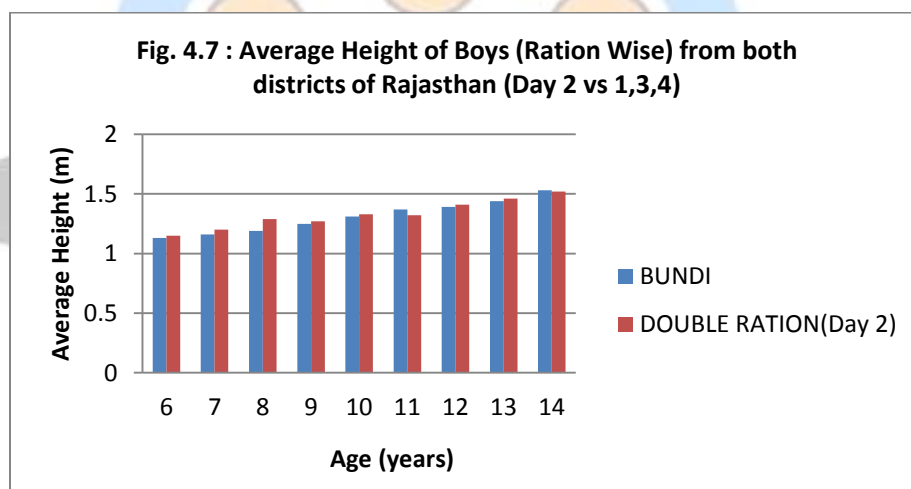
In case of girls also from the merged data of Baran for 2 days one with single ration and the other with double ration. The girls from Baran fared better than that of Bundi in all age groups but except for girls in the age group of 6 years, the girls in all other age groups were shorter than WHO reference standards.

The heights of children in the 2 selected districts were compared on the basis of pooling data for single ration blocks of Baran and Bundi and double ration blocks of Baran district (Table 4.4, Fig. 4.7, 4.8). The results for height indicate that both boys and girls of double ration blocks were taller than the boys and girls of single ration. This indicates that double rationing in the backward block can be called as a good practice of the state but attention has to be paid that the outreach is universal in the block and not limited to areas where there is already maximum outreach and the remote pockets where malnutrition is rampant are left out.

Table 4.4 : Average Height of Girls and Boys (Ration Wise) from both districts of Rajasthan (Day 2 vs 1,3,4)

Age (yrs)	DOUBLE RATION(Day 2)			SINGLE RATION(Day 1,3,4)			Ref. Stds. WHO (2006) (M)
	N 139	Height (Mean \pm SD)	% Ref. Standards	N 372	Height (Mean \pm SD)	% Ref. Standards	
Boys N = 511							
6	3	1.15 \pm 0.01	100	11	1.13 \pm 0.04	98.52	1.15
7	15	1.2 \pm 0.085	98.36	26	1.16 \pm 0.06	95.08	1.22
8	16	1.29 \pm 0.06	100	39	1.19 \pm 0.07	92.96	1.28
9	11	1.27 \pm 0.05	95.48	49	1.25 \pm 0.07	93.98	1.33
10	16	1.33 \pm 0.07	96.37	53	1.31 \pm 0.08	94.92	1.38
11	21	1.32 \pm 0.06	92.72	43	1.37 \pm 0.09	95.80	1.43
12	21	1.41 \pm 0.07	94.63	52	1.39 \pm 0.07	93.28	1.49
13	15	1.46 \pm 0.08	93.58	61	1.44 \pm 0.09	92.30	1.56
14	21	1.52 \pm 0.09	92.68	38	1.53 \pm 0.08	93.29	1.64
GIRLS N = 593							
	N 142			N 451			
6	8	1.16 \pm 0.09	100.86	10	1.16 \pm 0.78	100	1.15
7	11	1.22 \pm 0.05	100.82	37	1.13 \pm 0.07	93.38	1.21
8	14	1.25 \pm 0.08	98.42	48	1.19 \pm 0.06	93.70	1.27

Age (yrs)	DOUBLE RATION(Day 2)			SINGLE RATION(Day 1,3,4)			Ref. Stds. WHO (2006) (M)
	N 139	Height (Mean \pm SD)	% Ref. Standards	N 372	Height (Mean \pm SD)	% Ref. Standards	
9	12	1.29 \pm 0.06	96.99	48	1.25 \pm 0.07	93.98	1.33
10	13	1.39 \pm 0.04	100.72	70	1.33 \pm 1.10	96.37	1.38
11	19	1.34 \pm 0.07	92.05	60	1.37 \pm 0.07	95.13	1.44
12	21	1.43 \pm 0.08	94.70	66	1.40 \pm 0.08	92.71	1.51
13	23	1.47 \pm 0.08	93.63	66	1.46 \pm 0.08	92.99	1.57
14	21	1.47 \pm 0.05	91.87	46	1.50 \pm 0.04	93.75	1.60



Weight for Age

The Weight of children was measured using standard method, upto the nearest Kg. As is seen from Table 4.5, Fig. 4.9, 4.10, the average weight of boys and girls in both the districts with blocks giving single ration were found to be much below the WHO reference values in all age groups. In blocks giving double ration the weights were better but still much below the WHO standards.

Table 4.5 : Average Weight of Girls and Boys from two Types of Blocks (Single Ration and Double Ration) of District Baran of Rajasthan (Day 1 and 2)

Age (yrs)	SINGLE RATION			DOUBLE RATION			Ref. Stds. WHO (2006)
	N 137	Weight (Mean ±SD)	% Ref. Standards	N 139	Weight (Mean ±SD)	% Ref. Standards	
Boys N= 276							
6	6	15.5 ± 1.64	74.51	3	18.3 ± 1.15	88.12	20.8
7	8	17.3 ± 1.68	74.87	15	18.8 ± 3.9	81.29	23.2
8	18	18.3 ± 2.3	71.08	16	23.2 ± 4.06	89.99	25.8
9	16	21.0 ± 3.0	73.37	11	22.3 ± 2.29	77.77	28.7
10	16	22.0 ± 5.18	68.53	16	24.6 ± 3.28	76.66	32.1
11	13	25.5 ± 4.7	70.63	21	25.0 ± 3.2	69.36	36.1
12	22	28.3 ± 4.6	69.53	21	30.19 ± 4.5	74.17	40.7
13	20	30.7 ± 5.7	67.03	15	33.4 ± 6.6	72.99	45.8
14	18	28.1 ± 7.9	74.43	21	37.8 ± 6.13	73.88	51.2
Girls N = 293							
	N 151			N 142			
6	3	16.6 ± 0.57	81.77	8	17.3 ± 4.3	85.22	20.3
7	15	15.4 ± 1.50	67.24	11	20.3 ± 3.66	88.66	22.9
8	14	18.2 ± 2.7	70.54	14	22.85 ± 3.3	88.56	25.8
9	16	19.5 ± 4.3	67.01	12	24.0 ± 4.69	82.74	29.1
10	22	24.22 ± 4.9	73.17	13	22.76 ± 3.2	68.76	33.1
11	23	27.6 ± 6.26	73.79	19	26.7 ± 5.76	71.11	37.4
12	23	29.63 ± 6.31	70.88	21	31.8 ± 6.04	76.6	41.8
13	22	33.14 ± 6.9	72.04	23	33.6 ± 6.99	77.39	46.0
14	13	38.9 ± 5.21	78.58	21	38.7 ± 6.7	78.81	49.5

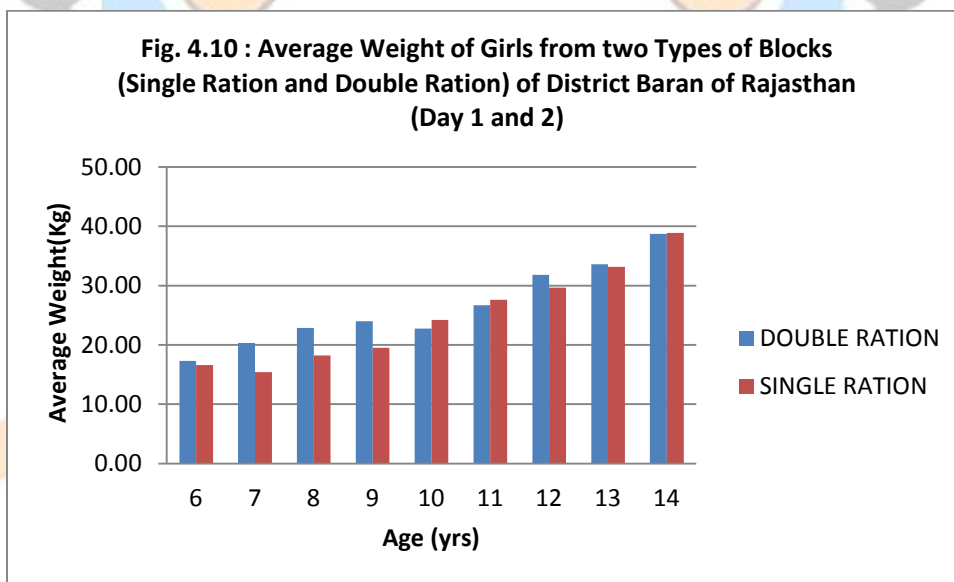
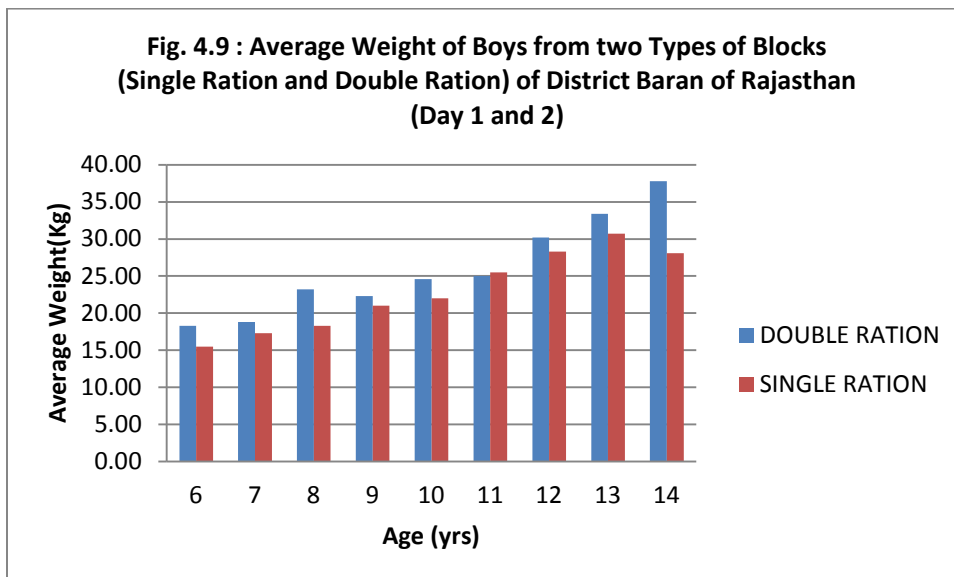


Table 4.6, Fig 4.11, 4.12 present average values for weight of children in Baran and Bundi districts with single ration. It was observed that the mean weight of both boys and girls in both districts were having lower weight than WHO reference standards. The weights as percent of reference weights was lower in Baran district for both boys and girls as compared to Bundi district in all age groups.

Table 4.6 : Average Weight of Girls and Boys from Single Ration Blocks of two Districts of Rajasthan (Day 1 vs 3,4)

Age (yrs)	BARAN			BUNDI			Ref. Stds. WHO (2006)
	N 137	Weight (Mean ±SD)	% Ref. Standards	N 235	Weight (Mean ±SD)	% Ref. Standards	
Boys N = 368							
6	6	15.5 ± 1.64	74.51	5	18.8 ± 2.16	90.38	20.8
7	8	17.37 ± 2.3	74.87	18	19.0 ± 3.22	81.89	23.2
8	18	18.33 ± 2.3	71.04	21	19.23 ± 3.34	74.53	25.8
9	16	21.06 ± 3.08	73.37	33	22.18 ± 3.7	77.28	28.7
10	16	22 ± 5.18	68.53	37	24.10 ± 4.18	75.07	32.1
11	13	25.5 ± 4.77	70.63	30	29.1 ± 7.59	80.60	36.1
12	22	28.3 ± 4.64	69.53	30	28.5 ± 5.06	70.02	40.7
13	20	30.7 ± 5.10	67.03	41	31.9 ± 6.58	69.65	45.8
14	18	38.11 ± 7.96	74.43	20	34.1 ± 5.68	66.60	51.2
Girls N = 451							
	N 151			N 300			
6	3	16.6 ± 0.57	81.77	7	17.1 ± 2.79	84.23	20.3
7	15	15.4 ± 1.50	67.24	22	17.8 ± 3.43	77.72	22.9
8	14	18.2 ± 2.70	70.54	34	19.3 ± 2.8	74.80	25.8
9	16	19.5 ± 4.30	67.01	32	22.15 ± 3.11	76.11	29.1
10	22	24.22 ± 4.94	73.17	48	25.1 ± 6.03	75.83	33.1
11	23	27.6 ± 6.26	73.79	37	27.3 ± 5.5	72.99	37.4
12	23	29.63 ± 6.51	70.88	43	29.81 ± 7.21	71.31	41.8
13	22	34.14 ± 6.9	72.04	44	32.36 ± 7.34	70.34	46.0
14	13	38.9 ± 5.21	78.58	33	36.24 ± 4.45	73.21	49.5

मध्याह्न भाजन याजना
Mid Day Meal Scheme

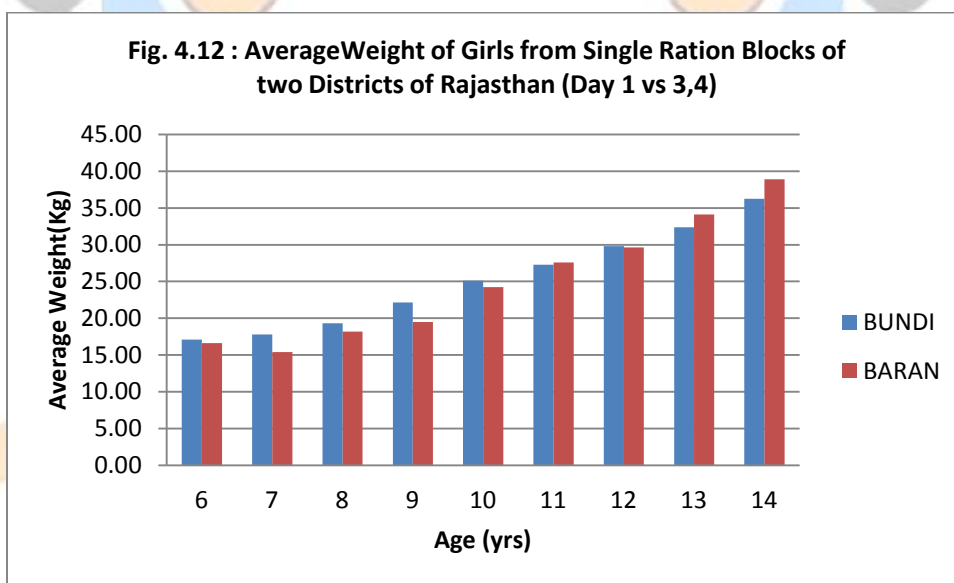
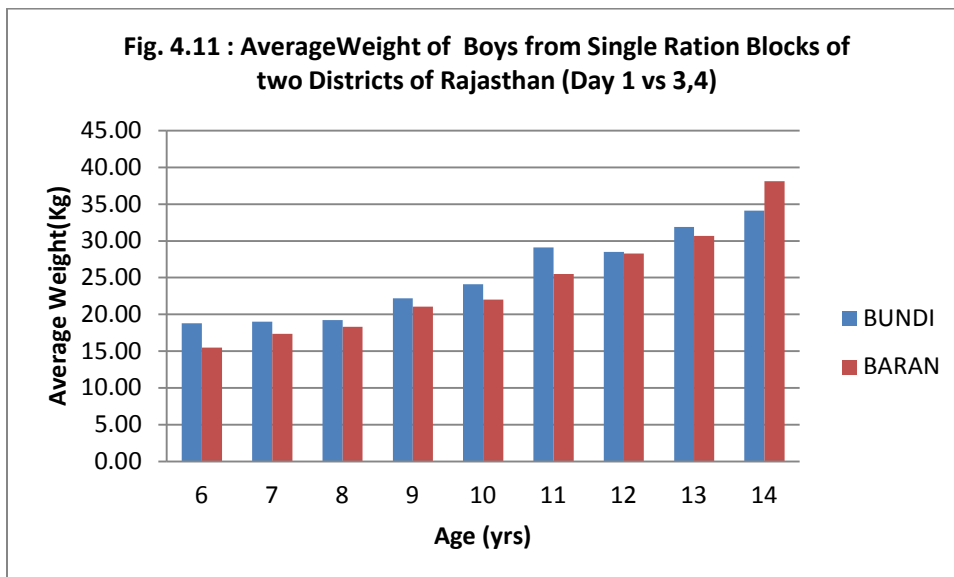


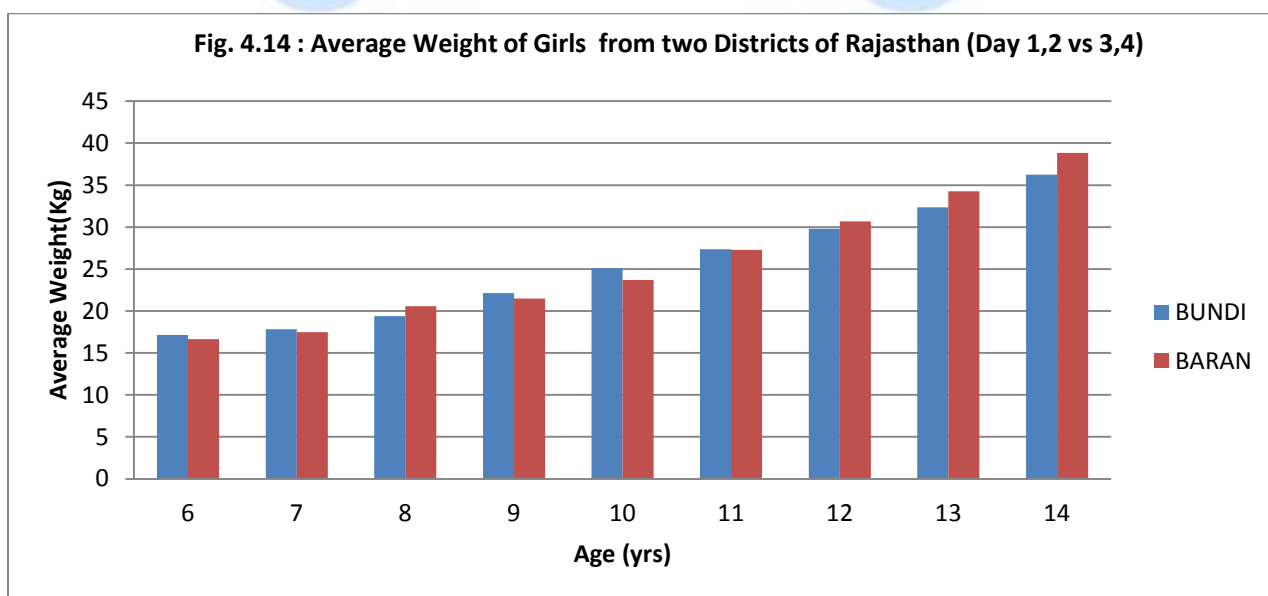
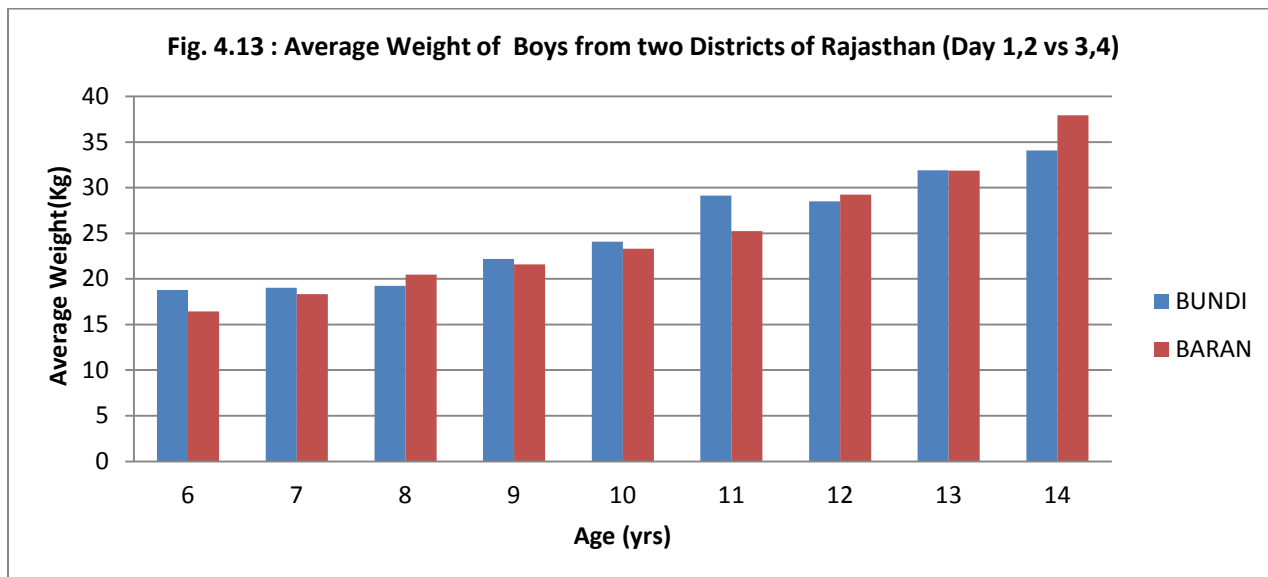
Table 4.7: Average Weight of Girls and Boys from two Districts of Rajasthan (Day 1,2 vs 3,4)

Age (yrs)	BARAN			BUNDI			Ref. Stds. WHO (2006)
	N	Weight (Mean ±SD)	% Ref. Standards	N	Weight (Mean ±SD)	% Ref. Standards	
	276			235			
Boys = 511							

Age (yrs)	BARAN			BUNDI			Ref. Stds. WHO (2006)
	N 276	Weight (Mean ±SD)	% Ref. Standards	N 235	Weight (Mean ±SD)	% Ref. Standards	
6	9	16.44 ± 2.00	79.03	5	18.8 ± 2.16	90.38	20.8
7	23	18.34 ± 2.74	79.05	18	19.05 ± 3.22	82.11	23.2
8	34	20.47 ± 4.03	79.34	21	19.23 ± 3.34	74.53	25.8
9	27	21.59 ± 2.81	75.22	33	22.18 ± 3.71	77.28	28.7
10	32	23.31 ± 4.47	72.61	37	24.10 ± 4.18	75.07	32.1
11	34	25.23 ± 3.81	69.88	30	29.13 ± 7.56	80.69	36.1
12	43	29.23 ± 4.65	71.81	30	28.5 ± 5.06	70.02	40.7
13	35	31.88 ± 5.90	69.60	41	31.92 ± 6.58	69.69	45.8
14	39	37.94 ± 6.94	74.10	20	34.1 ± 5.68	66.60	51.2
Girls = 593							
	N 293			N 300			
6	12	16.66 ± 3.77	82.06	7	17.14 ± 2.79	84.43	20.3
7	26	17.5 ± 3.59	76.4	22	17.81 ± 3.43	77.77	22.9
8	28	20.57 ± 3.80	79.72	34	19.38 ± 2.87	75.11	25.8
9	28	21.5 ± 4.94	73.8	32	22.15 ± 3.11	76.11	29.1
10	35	23.68 ± 4.39	71.54	48	25.10 ± 6.03	75.83	33.1
11	42	27.28 ± 6.00	72.54	37	27.35 ± 5.58	73.12	37.4
12	44	30.67 ± 6.31	73.37	43	29.81 ± 7.21	71.31	41.8
13	43	34.27 ± 7.00	74.5	44	32.36 ± 7.34	70.34	46.0
14	35	38.85 ± 6.01	78.48	33	36.24 ± 4.45	73.21	49.5

The average weight of children of both districts irrespective of rationing is presented in Table 4.7, Fig. 4.13, 4.14. It was observed that the weight of children in both genders was lower than that of reference standards. The lowest being in higher age groups in boys. Bundi district fared better in case of boys whereas girls were comparable in both districts and percent weight as per standards were better.

मध्याह्न भोजन योजना Mid Day Meal Scheme

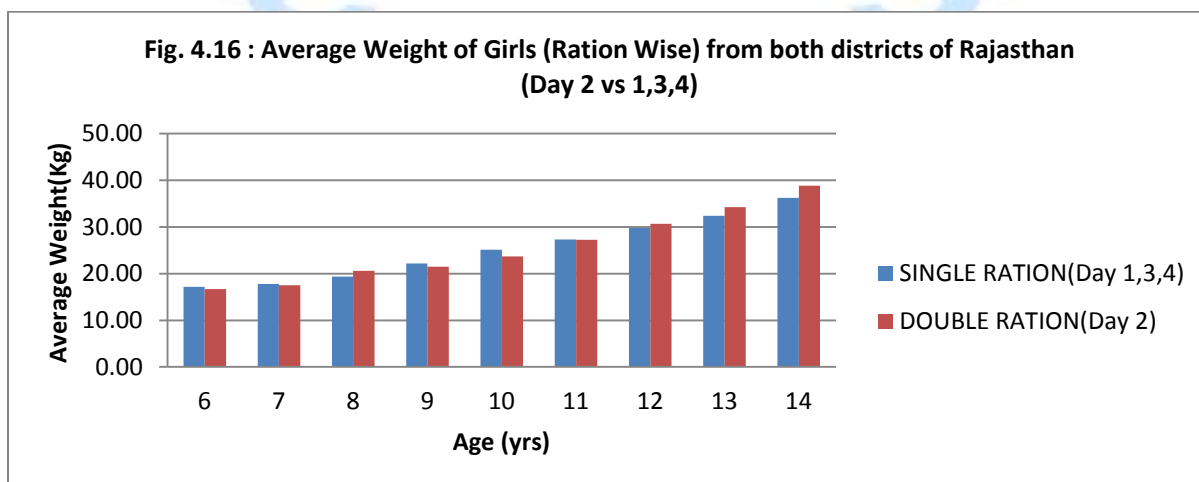
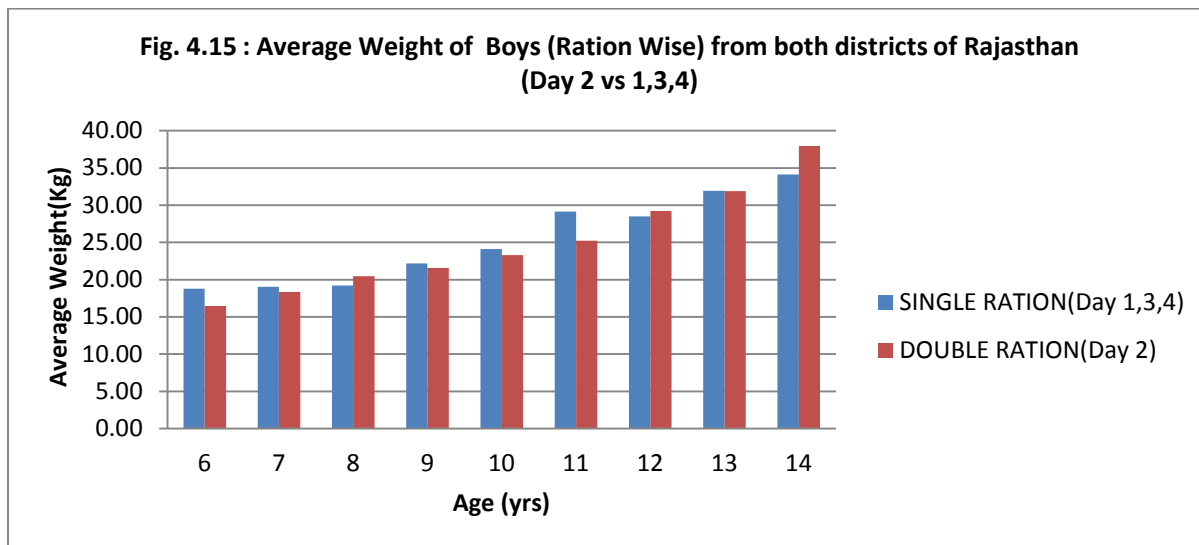


Mid Day Meal Scheme

Table 4.8: Average Weight of Girls and Boys (Ration Wise) from both districts of Rajasthan (Day 2 vs 1,3,4)

Age (yrs)	DOUBLE RATION(Day 2)			SINGLE RATION(Day 1,3,4)			Ref. Stds. WHO (2006) (M)
	N 139	Weight (Mean ±SD)	% Ref. Standards	N 372	Weight (Mean ±SD)	% Ref. Standards	
Boys =511							
6	3	16.33 ± 1.15	88.12	11	17 ± 2.48	81.73	20.8
7	15	18.86 ± 3.90	81.29	26	18.5 ± 2.91	79.74	23.2
8	16	23.2 ± 4.46	89.99	39	18.8 ± 2.9	65.50	25.8
9	11	22.3 ± 2.29	77.77	49	21.81 ± 3.5	75.99	28.7
10	16	24.6 ± 3.28	76.66	53	23.47 ± 4.5	73.11	32.1
11	21	25.04 ± 3.2	69.36	43	28.04 ± 6.9	77.67	36.1
12	21	30.19 ± 4.57	74.17	52	28.42 ± 4.8	69.82	40.7
13	15	33.4 ± 6.69	72.99	61	31.42 ± 6.12	68.82	45.8
14	21	37.8 ± 6.13	72.88	38	36 ± 7.06	70.31	51.2
Girls N= 732							
	N 142			N 451			
6	8	17.3 ± 4.3	85.22	10	17 ± 2.30	83.74	20.3
7	11	20.3 ± 3.66	88.66	37	16.8 ± 3.03	73.36	22.9
8	14	22.85 ± 3.39	88.56	48	19.06 ± 2.83	73.87	25.8
9	12	24.08 ± 4.69	82.74	48	21.2 ± 3.7	72.85	29.1
10	13	22.76 ± 3.21	68.76	70	24.82 ± 5.6	74.98	33.1
11	19	26.7 ± 5.79	71.13	60	27.4 ± 5.80	73.26	37.4
12	21	31.8 ± 6.04	76.60	66	29.7 ± 6.92	71.17	41.8
13	23	35.60 ± 6.99	77.39	66	32.6 ± 7.17	70.86	46.0
14	21	38.7 ± 6.70	78.81	46	37 ± 4.77	74.74	49.5

मध्याह्न भोजन योजना
Mid Day Meal Scheme



The percent reference weight of boys was lower than reference values in both districts but boys with double ration allocation fared better than those with single ration similar was the case with girls. A dip in weight around 10- 11 years was seen in both the genders (Table 4.8, Fig. 4.15, 4.16).

Mid Arm Circumference (MUAC)

The Mid Arm measurement of each child was measured using standard technique. The boys of Baran measured between 15.5 to 19.5 cm which was similar to those of Bundi which was

between 16.5 to 19 cm. Girls of both districts also fared almost same i.e between 15.5 to 20 cm. There was slight difference between boys and girls (Table 4.9, Fig. 4.17, 4.18, 4.19).

Table 4.9 : Average Mid Arm Circumference (MUAC) of Girls and Boys from two Districts of Rajasthan

Age (yrs)	BARAN		BUNDI	
	N	MUAC (cm) (Mean \pm SD)	N	MUAC (cm) (Mean \pm SD)
Boys				
6	9	15.53 \pm 1.03	5	16.52 \pm 0.93
7	23	14.67 \pm 1.04	18	15 \pm 1.11
8	34	15.25 \pm 1.37	21	14.87 \pm 1.11
9	27	15.77 \pm 1.61	33	15.77 \pm 1.28
10	32	16.21 \pm 1.68	37	16.38 \pm 1.86
11	34	16.58 \pm 2.21	30	18.08 \pm 2.78
12	43	17.38 \pm 1.89	30	17.3 \pm 1.75
13	35	17.48 \pm 2.03	41	18.08 \pm 2.09
14	39	19.46 \pm 2.17	20	18.82 \pm 2.41
Girls				
6	12	15.51 \pm 1.82	7	15.55 \pm 1.02
7	26	15.45 \pm 1.37	22	15.03 \pm 1.26
8	28	15.88 \pm 1.38	34	15.18 \pm 1.22
9	28	16.11 \pm 1.79	32	16.25 \pm 1.31
10	35	17.11 \pm 1.84	48	17.07 \pm 2.32
11	42	17.48 \pm 1.95	37	17.87 \pm 1.93
12	44	18.75 \pm 2.08	43	18.18 \pm 2.00
13	43	19.14 \pm 2.08	44	18.44 \pm 2.25
14	35	20.83 \pm 2.53	33	20.18 \pm 2.69

Average of Mid Arm Circumference (MUAC) District wise

	BARAN	BUNDI
Girls	17.73	17.38
Boys	16.73	16.89

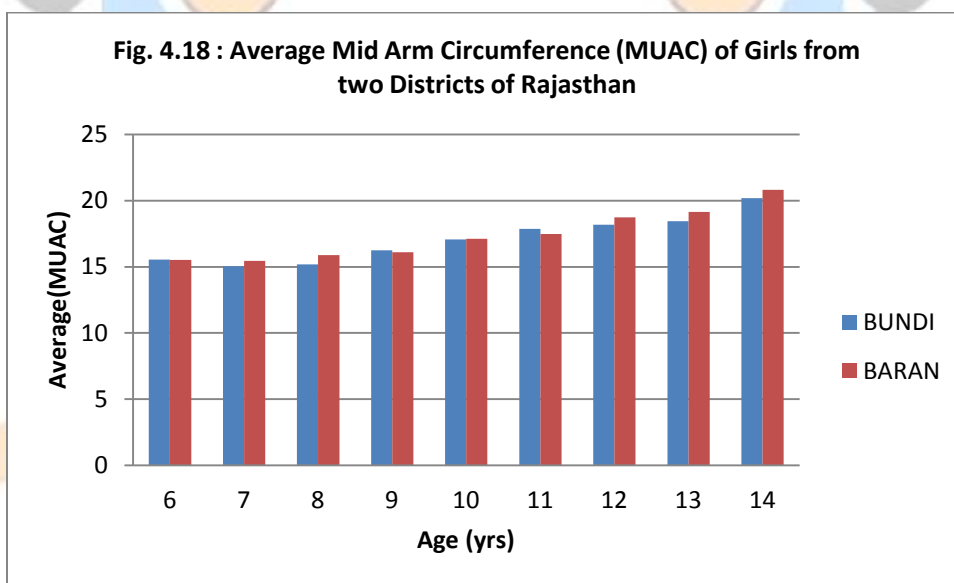
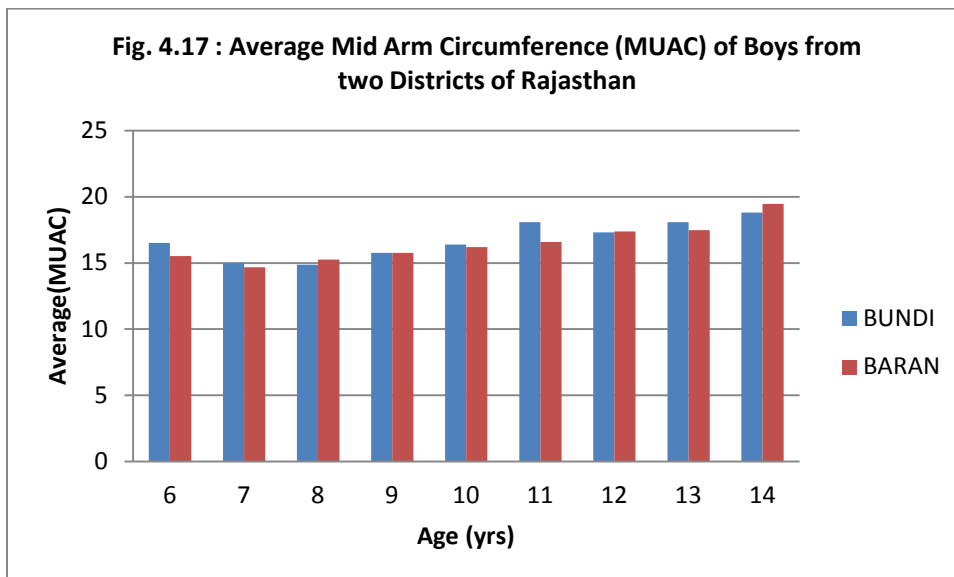
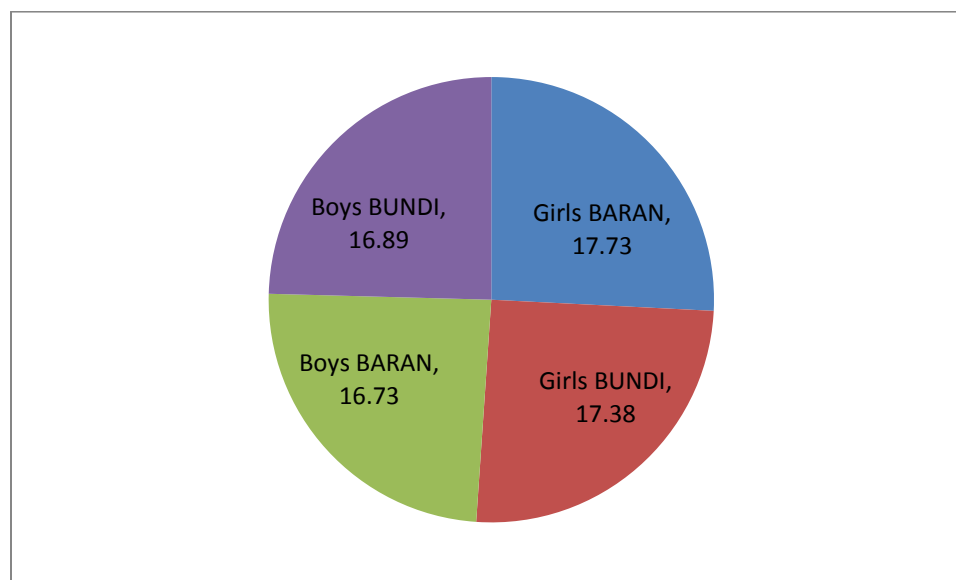


Fig. 4.19 : Average of Mid Arm Circumference (MUAC) District wise



Body Mass Index (BMI)

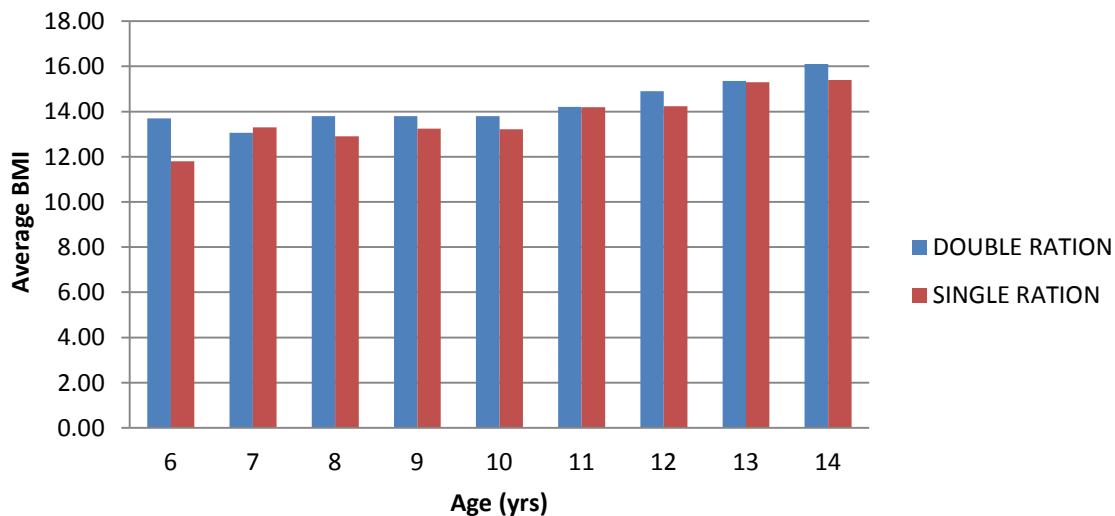
Using the Weight and Height data, the BMI of children was calculated to assess the status of nourishment in children. Table 4.10, Fig. 4.20, 4.21 depict BMI of children in Baran and comparison between BMI of children receiving single and double ration. The BMI of children in both the genders was below the WHO reference standards but the children receiving double ration fared better than children receiving single ration in both genders.

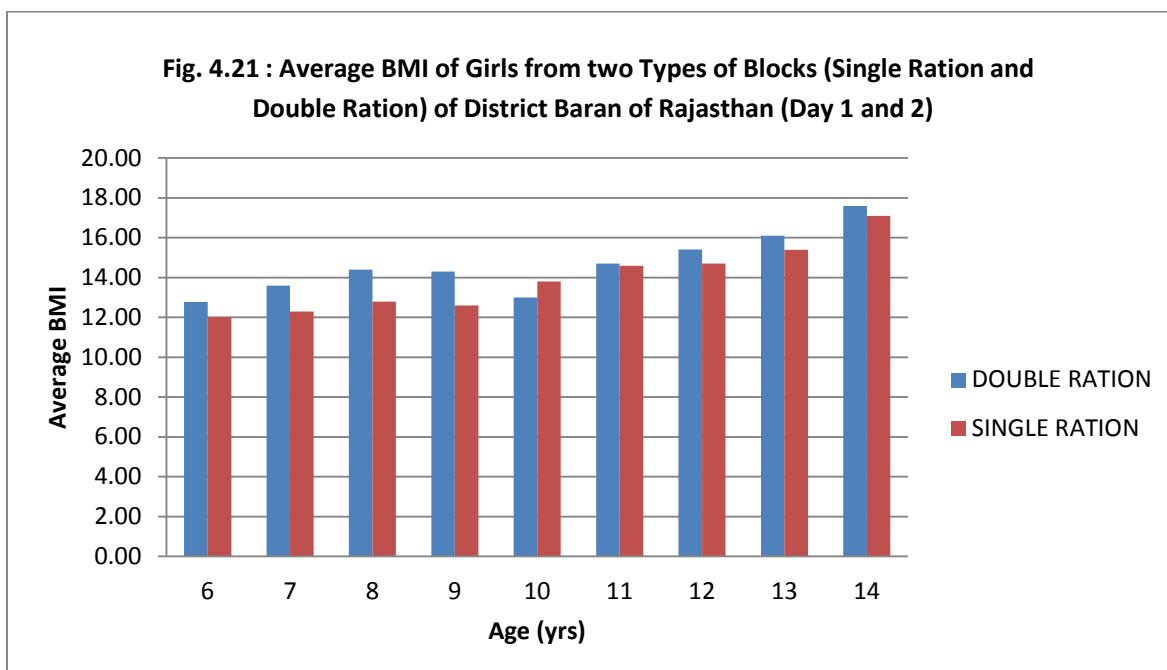
Table 4.10 : Average BMI of Girls and Boys from two Types of Blocks (Single Ration and Double Ration) of District Baran of Rajasthan (Day 1 and 2)

Age (yrs)	SINGLE RATION			DOUBLE RATION			Ref. Stds. WHO (2006)
	N 137	BMI (Mean ±SD)	% Ref. Standards	N 139	BMI (Mean ±SD)	% Ref. Standards	
Boys N= 276							
6	6	11.8 ± 0.67	76.62	3	13.7 ± 1.03	88.96	15.4
7	8	13.3 ± 0.75	85.25	15	13.06 ± 1.3	83.71	15.6
8	18	12.9 ± 0.98	81.13	16	13.8 ± 1.5	87.16	15.9
9	16	13.25 ± 1.41	81.79	11	13.8 ± 1.10	85.18	16.2
10	16	13.22 ± 1.48	79.63	16	13.8 ± 0.93	85.49	16.6
11	13	14.19 ± 1.88	82.5	21	14.2 ± 1.22	82.25	17.2

12	22	14.24 ± 1.37	80	21	14.9 ± 1.20	83.37	17.8
13	20	15.3 ± 3.3	82.25	15	15.35 ± 1.6	82.52	18.6
14	18	15.4 ± 2.0	79.79	21	16.1 ± 0.92	83.57	19.3
Girls N = 293							
	N			N			
	151			142			
6	3	12.0 ± 0.30	78.43	8	12.77 ± 1.6	83.4	15.3
7	15	12.3 ± 1.26	79.35	11	13.6 ± 2.43	87.74	15.5
8	14	12.8 ± 1.51	81.01	14	14.4 ± 1.45	91.11	15.8
9	16	12.6 ± 1.47	78.26	12	14.3 ± 1.99	88.88	16.1
10	22	13.8 ± 1.19	81.65	13	13.0 ± 1.68	77.39	16.9
11	23	14.6 ± 2.33	83.42	19	14.7 ± 2.44	84.51	17.5
12	23	14.7 ± 2.10	80.32	21	15.41 ± 1.6	84.2	18.3
13	22	15.4 ± 2.4	79.79	23	16.1 ± 1.63	83.67	19.3
14	13	17.1 ± 1.4	85.92	21	17.6 ± 2.45	84.88	19.9

Fig. 4.20 : Average BMI of Boys from two Types of Blocks (Single Ration and Double Ration) of District Baran of Rajasthan (Day 1 and 2)





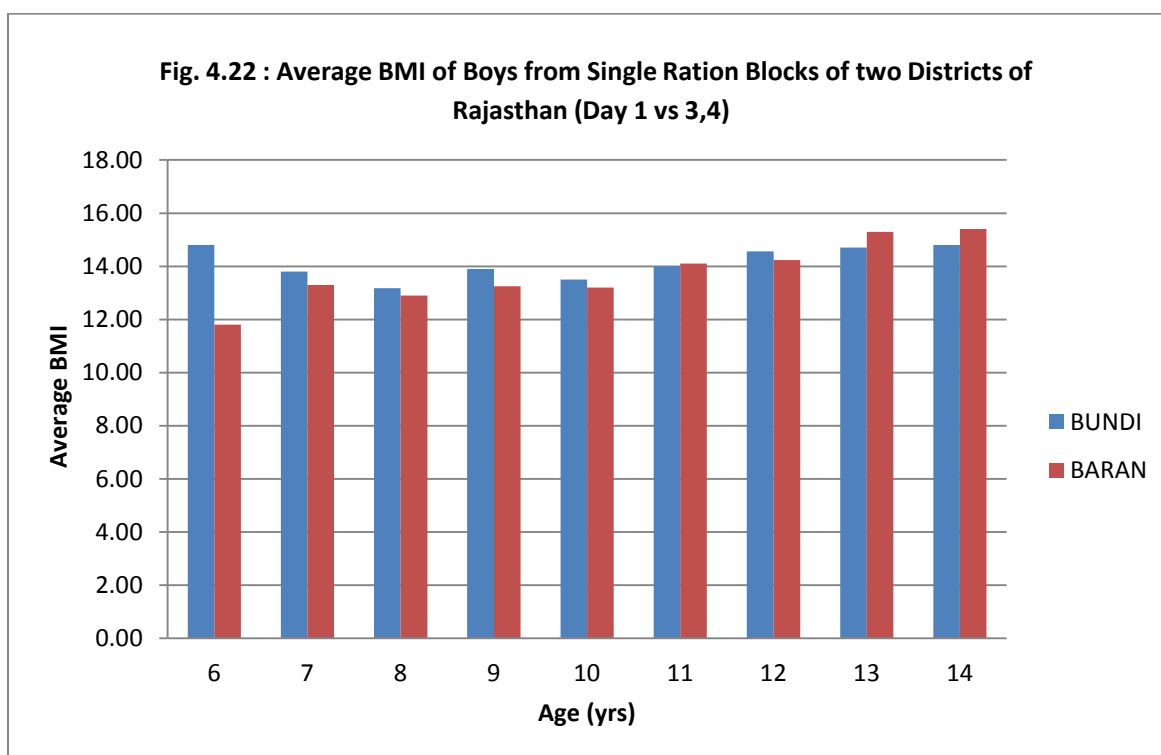
BMI of children receiving single ration in both the districts were compared with the WHO standard reference. It was found that the BMI of children of both districts and both genders were much below the WHO reference standards. Bundi fared comparatively better in terms of BMI as compared to Baran with single ration allocation in both the genders (Table 4.11, Fig. 4.22, 4.23).

Table 4.11 : Average BMI of Girls and Boys from Single Ration Blocks of two Districts of Rajasthan (Day 1 vs 3,4)

Age (yrs)	BARAN			BUNDI			Ref. Stds. WHO (2006)
	N 137	BMI (Mean \pm SD)	% Ref. Standards	N 235	BMI (Mean \pm SD)	% Ref. Standards	
Boys N = 372							
6	6	11.8 \pm 0.67	76.62	5	14.8 \pm 1.05	96.1	15.4
7	8	13.3 \pm 0.75	85.25	18	13.8 \pm 1.63	88.4	15.6
8	18	12.9 \pm 0.98	81.13	21	13.18 \pm 1.3	82.89	15.9
9	16	13.25 \pm 1.4	81.79	33	13.9 \pm 1.48	85.80	16.2
10	16	13.2 \pm 1.48	79.63	37	13.5 \pm 1.54	81.32	16.6

11	13	14.1 ± 1.88	82.5	30	14.0 ± 2.29	86.04	17.2
12	22	14.24 ± 1.37	80	30	14.56 ± 1.5	81.79	17.8
13	20	15.3 ± 3.3	82.25	41	14.7 ± 1.86	79.4	18.6
14	18	15.4 ± 2.0	79.79	20	14.8 ± 1.52	76.68	19.3
Girls N= 451							
	N			N			
	151			300			
6	3	12.0 ± 0.30	78.43	7	12.8 ± 1.9	83.6	15.3
7	15	12.3 ± 1.26	79.35	22	13.5 ± 1.43	87.09	15.5
8	14	12.8 ± 1.51	81.01	34	13.3 ± 1.24	84.17	15.8
9	16	12.6 ± 1.47	78.26	32	13.6 ± 0.9	85.03	16.1
10	22	13.8 ± 1.19	81.65	48	13.74 ± 1.6	81.3	16.9
11	23	14.6 ± 2.33	83.42	37	14.3 ± 1.8	82	17.5
12	23	14.7 ± 2.10	80.32	43	14.8 ± 2.2	80.87	18.3
13	22	15.4 ± 2.4	79.79	44	14.9 ± 2.24	77.61	19.3
14	13	17.1 ± 1.4	85.92	33	16.0 ± 1.77	80.85	19.9

Fig. 4.22 : Average BMI of Boys from Single Ration Blocks of two Districts of Rajasthan (Day 1 vs 3,4)



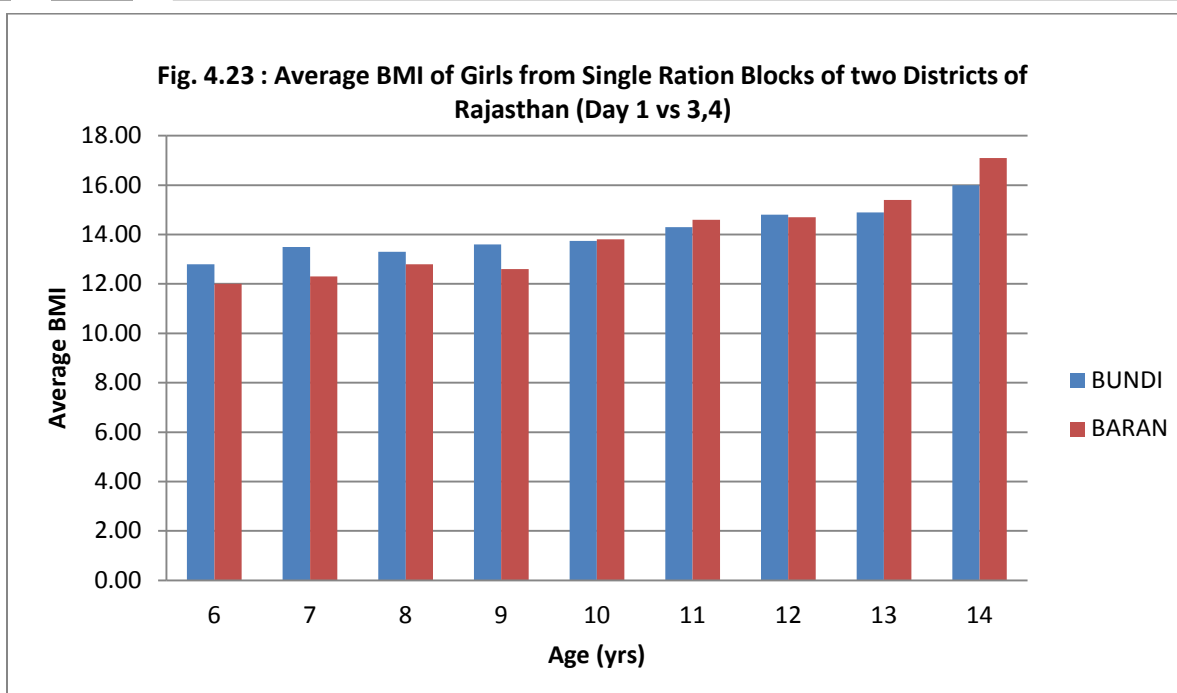


Table 4.12 : Average BMI of Girls and Boys from two Districts of Rajasthan (Day 1,2 vs 3,4)

Age (yrs)	BARAN			BUNDI			Ref. Stds. WHO (2006)
	N 276	BMI (Mean ±SD)	% Ref. Standards	N 235	BMI (Mean ±SD)	% Ref. Standards	
Boys N = 511							
6	9	12.51 ± 1.21	81.23	5	14.83 ± 1.05	96.29	15.4
7	23	13.16 ± 1.13	84.35	18	13.86 ± 1.63	88.84	15.6
8	34	13.33 ± 1.30	83.83	21	13.18 ± 1.30	82.89	15.9
9	27	13.47 ± 1.30	83.14	33	13.95 ± 1.48	86.11	16.2
10	32	13.54 ± 1.26	81.56	37	13.57 ± 1.54	81.74	16.6
11	34	14.20 ± 1.48	82.55	30	14.83 ± 2.29	86.22	17.2
12	43	14.60 ± 1.33	82.02	30	14.56 ± 1.58	81.79	17.8
13	35	15.37 ± 2.67	82.63	41	14.77 ± 1.86	79.40	18.6
14	39	15.83 ± 1.53	82.02	20	14.87 ± 1.52	77.04	19.3
Girls N = 593							
	N 293			N 300			
6	12	12.44 ± 1.41	81.30	7	12.86 ± 1.96	84.05	15.3
7	26	12.85 ± 1.91	82.90	22	13.51 ± 1.43	87.16	15.5
8	28	13.62 ± 1.66	86.20	34	13.39 ± 1.23	84.74	15.8
9	28	13.33 ± 1.88	82.79	32	13.69 ± 0.93	85.03	16.1
10	35	13.56 ± 1.42	80.23	48	13.74 ± 1.69	81.30	16.9
11	42	14.70 ± 2.36	84.00	37	14.35 ± 1.82	82.00	17.5

Age (yrs)	BARAN			BUNDI			Ref. Stds. WHO (2006)
	N 276	BMI (Mean ±SD)	% Ref. Standards	N 235	BMI (Mean ±SD)	% Ref. Standards	
12	44	15.06 ± 1.89	82.29	43	14.86 ± 2.21	81.20	18.3
13	43	15.81 ± 2.06	81.91	44	14.98 ± 2.24	77.61	19.3
14	35	17.42 ± 2.11	87.53	33	16.09 ± 1.77	80.85	19.9

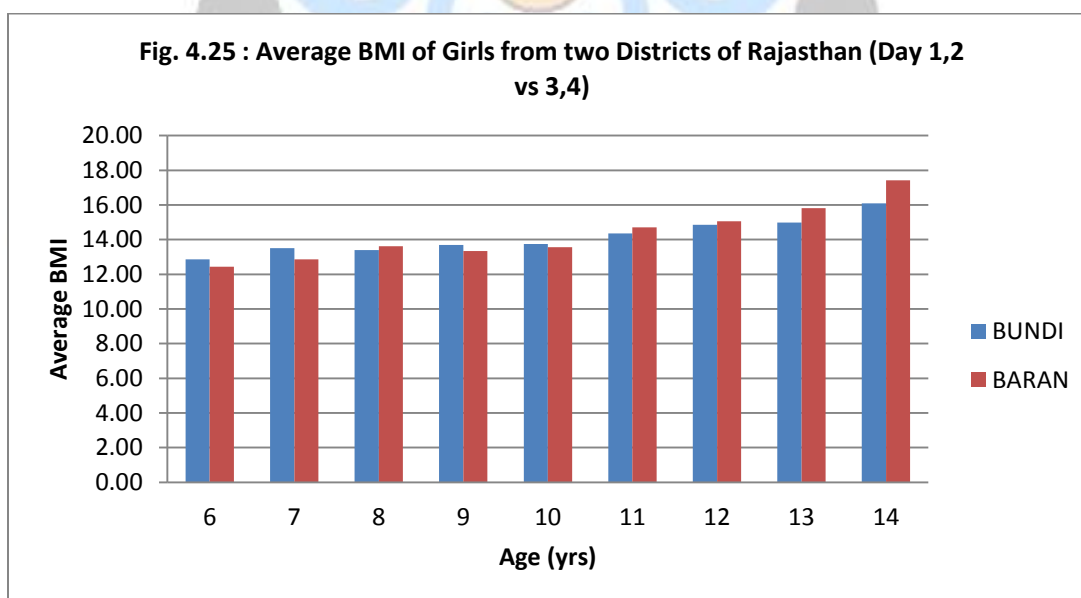
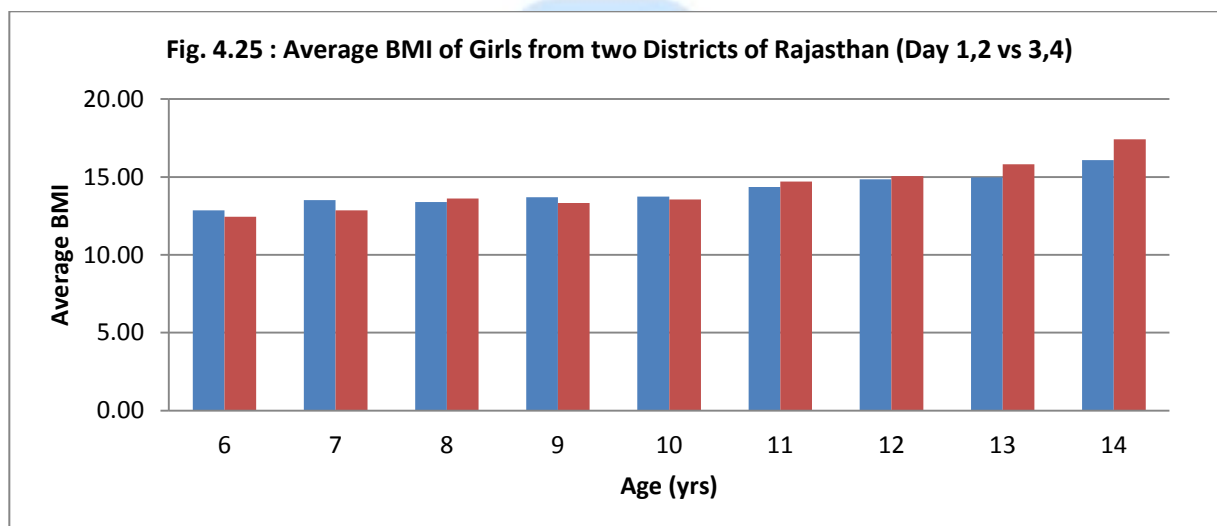
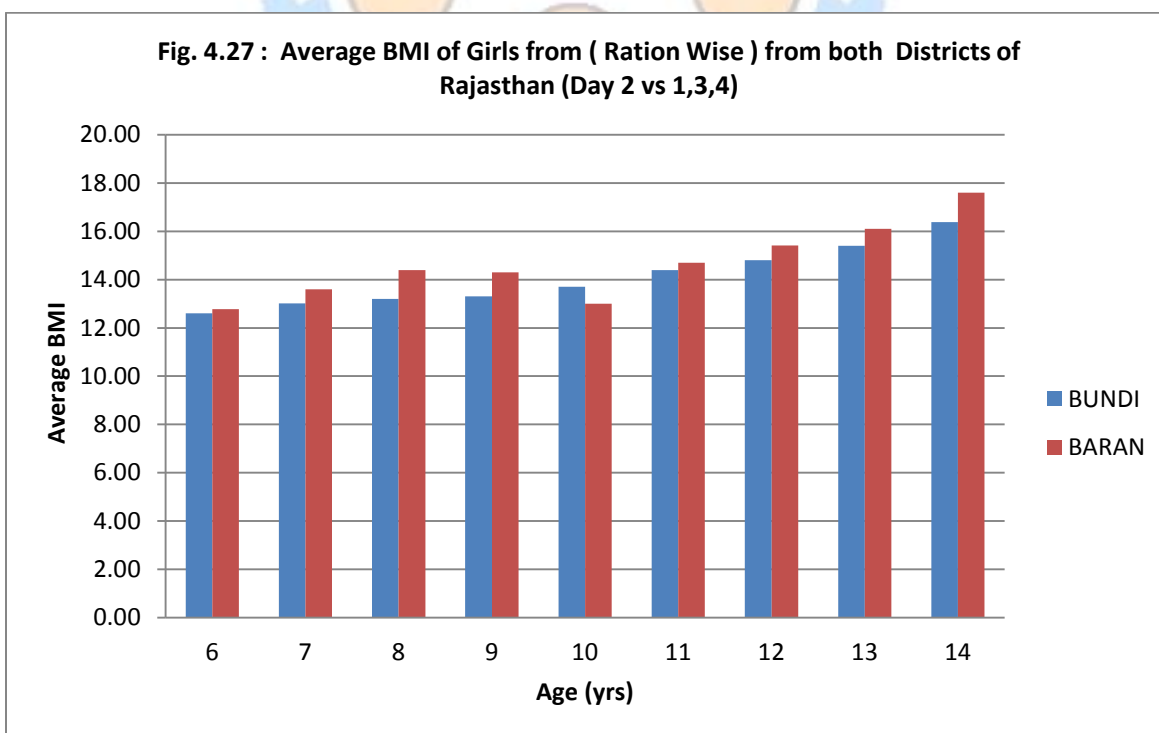
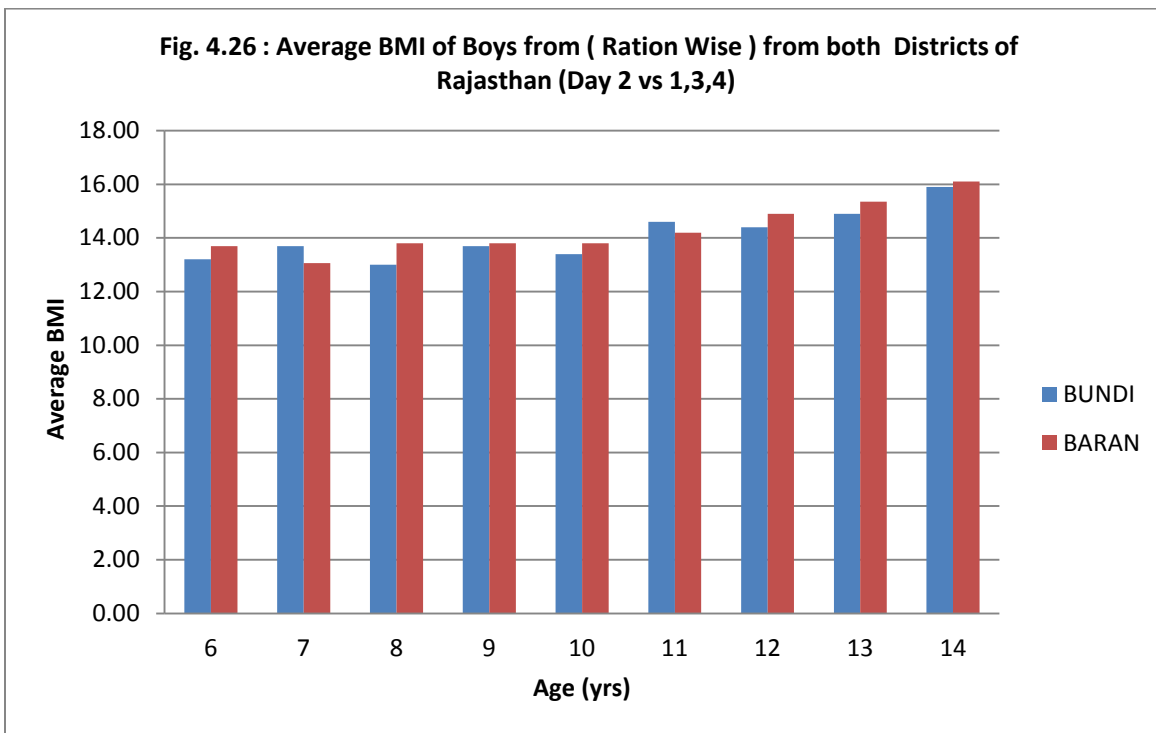


Table 4.12, Fig. 4.24, 4.25 depict BMI of children in both districts and genders irrespective of rationing (single/ double). It was observed that the children of Bundi appeared to have higher BMI as compared to that of children from Baran in both the genders. The results indicate that the children in all categories had a lower mean BMI as percent of WHO reference.

Table 4.13 : Average BMI of Girls and Boys from (Ration Wise) from both Districts of Rajasthan (Day 2 vs 1,3,4)

Age (yrs)	BARAN			BUNDI			Ref. Stds. WHO (2006)
	N 139	BMI (Mean \pm SD)	% Ref. Standards	N 372	BMI (Mean \pm SD)	% Ref. Standards	
Boys = 511							
6	3	13.7 \pm 1.03	88.96	11	13.21 \pm 1.75	86.3	15.4
7	15	13.06 \pm 1.3	83.71	26	13.7 \pm 1.42	88.96	15.6
8	16	13.8 \pm 1.5	87.16	39	13.0 \pm 1.16	83.78	15.9
9	11	13.8 \pm 1.10	85.18	49	13.7 \pm 1.48	86.28	16.2
10	16	13.8 \pm 0.93	85.49	53	13.4 \pm 1.52	82.71	16.6
11	21	14.2 \pm 1.22	82.25	43	14.6 \pm 2.1	87.95	17.2
12	21	14.9 \pm 1.20	83.37	52	14.4 \pm 1.49	83.72	17.8
13	15	15.35 \pm 1.6	82.52	61	14.9 \pm 2.41	83.70	18.6
14	21	16.1 \pm 0.92	83.57	31	15.9 \pm 1.77	81.50	19.3
Girls N= 593							
	N 142			N 451			
6	8	12.77 \pm 1.6	83.4	10	12.6 \pm 1.66	82.96	15.3
7	11	13.6 \pm 2.43	87.74	37	13.02 \pm 1.47	85.09	15.5
8	14	14.4 \pm 1.45	91.11	48	13.2 \pm 1.3	85.29	15.8
9	12	14.3 \pm 1.99	88.88	48	13.3 \pm 1.23	84.17	16.1
10	13	13.0 \pm 1.68	77.39	70	13.7 \pm 1.54	85.09	16.9
11	19	14.7 \pm 2.44	84.51	60	14.4 \pm 2.2	85.2	17.5
12	21	15.41 \pm 1.6	84.2	66	14.8 \pm 2.16	84.57	18.3
13	23	16.1 \pm 1.63	83.67	66	15.4 \pm 2.29	82.73	19.3
14	21	17.6 \pm 2.45	84.88	46	16.38 \pm 1.72	84.87	19.9

Mid Day Meal Scheme



The children in both districts were compared for BMI on the basis of single and double ration. It was observed that the children in both districts were below WHO reference standards and the children receiving double ration in two blocks of Baran district fared comparatively better as compared to children with single ration (Table 4.13, Fig. 4.26, 4.27).

As is evident from Table 4.14, Fig. 4.28, 4.29, 4.30, 65% boys and 32% girls belonging to single ration blocks of Baran were found to be Moderately Undernourished as compared to 46% boys and 17.6% girls of Double Ration blocks of the same district. Out of the children studied under Double ration blocks, 1.44% boys and 1.41% girls were in the Obese and Overweight category as against 0.73% Boys of Single ration blocks of Baran in overweight category.

Comparing the total sample of single ration (Baran + Bundi) with double ration children reveals that about 58% boys and 28% girls of single ration blocks were in Moderately Undernourished category as against 46% boys and 18% girls of double ration children.

This indicates the positive effect of providing double ration to these particular blocks.

Table 4.14 : BMI Classification

Group	Gender	N	Category *				
			1. n%	2. n%	3. n%	4. n%	5. n%
BARAN							
Single Ration	B	137	34.3	64.96	-	0.73	-
	G	151	67.55	32.45	-	-	-
Double Ration	B	139	52.52	46.06	-	-	1.44
	G	142	80.99	17.61	-	1.41	-
Total	B	276	58.33	41.30	-	-	0.36
	G	293	73.63	25.26	-	1.37	-
BUNDI							
Single Ration	B	235	46.38	53.19	-	0.43	-
	G	300	73.67	26.33	-	-	-
BARAN + BUNDI							
Single Ration	B	372	41.94	57.53	-	0.27	0.27
	G	451	71.62	28.38	-	-	-

- * Category 1 - Normal Range
 Category 2 - Moderately Undernourished
 Category 3 - Severly Undernourished
 Category 4 - Overweight
 Category 5 – Obese

F. 4.28 : Moderately Undernourished Children (Single Ration Vs Double Ration)

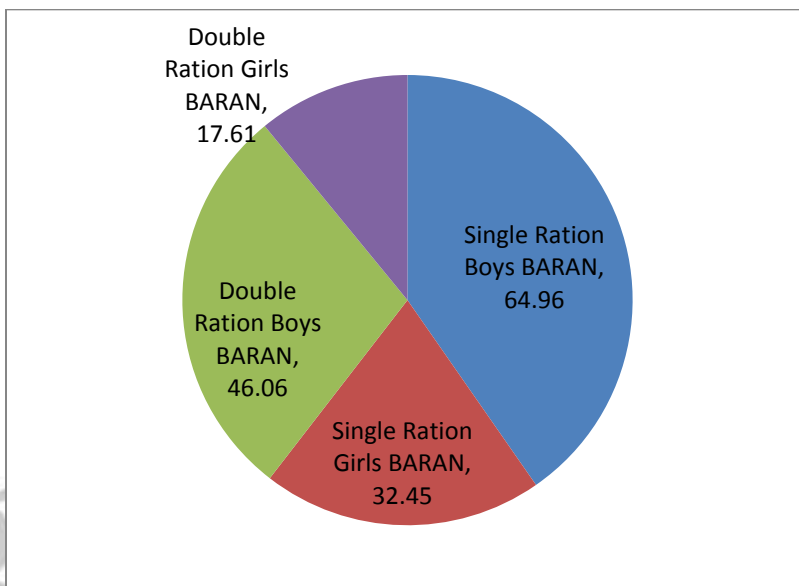


Fig. 4.29 : Moderately Undernourished Children (Total Single Ration Vs Double Ration)

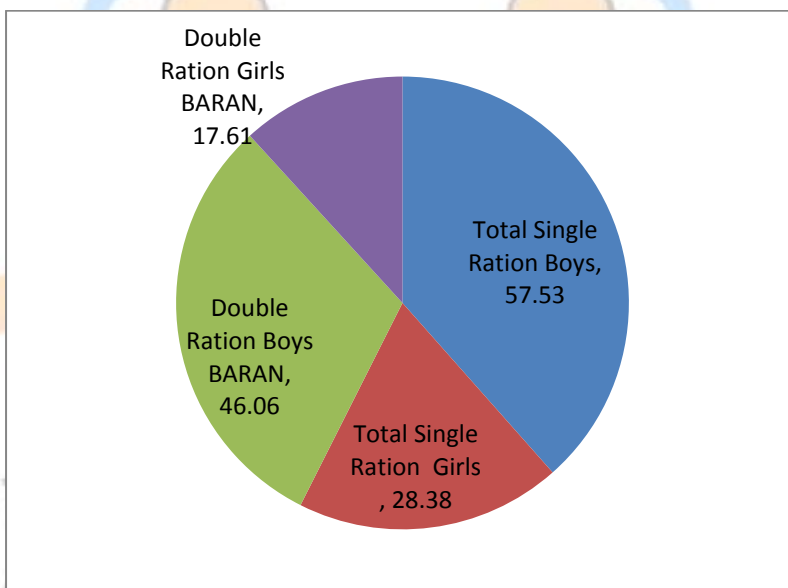
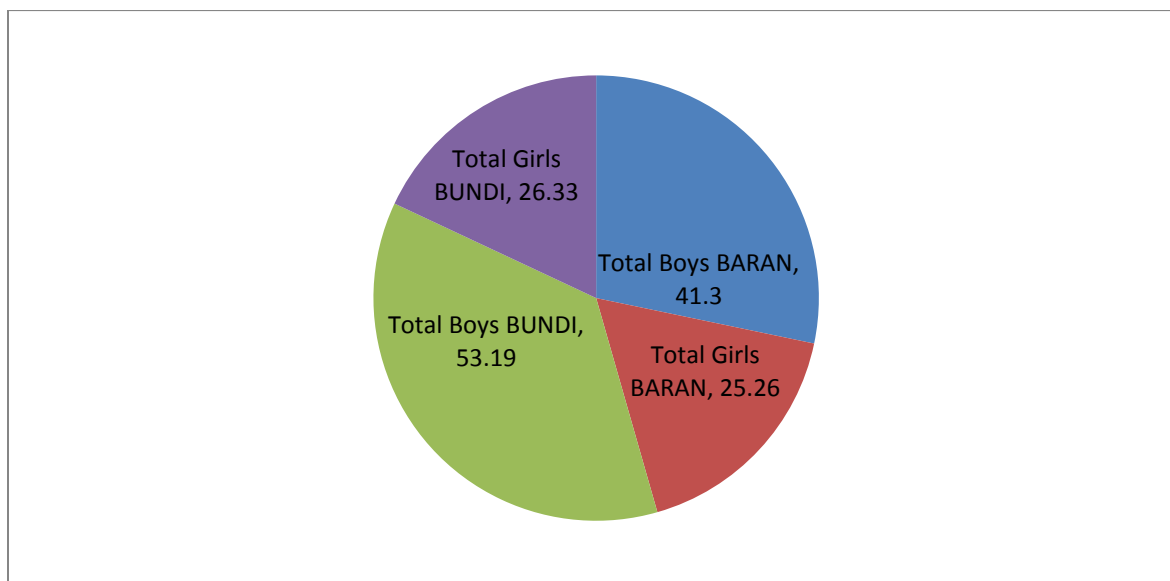


Fig. 4.30 : Moderately Undernourished Children (Total Girls And Boys Of Bundi And Baran)



Comparison between Single Ration blocks of Baran and Bundi indicates that Baran fares lower having about 65% boys and 32 % girls in moderately undernourished category as against 53% boys and 26 % girls in Bundi.

Comparing the total samples of Baran and Bundi, it is seen that Bundi boys fare lower (53% in moderately undernourished category) than those of Baran (41% in moderately undernourished category). Girls of both districts fare similar. This could be due to the effect of double ration figures.

A. Food Intake and its Quality

Food Consumption Pattern

On the days of the visit, data on breakfast and other Meals consumption of previous day were gathered from the students. 2, 3 and 4 Meals included the MDM. Consumption of some cereal and/or Milk was considered as "Adequate Breakfast". Consumption of tea only or tea with toast was not considered as an adequate breakfast. As is seen from Table No 4.15, almost 98% children were consuming adequate breakfast. About 23% of the sample children from Baran and 12% from Bundi were consuming 4 meals a day. 3 Meals pattern was more prevalent in both districts, being higher in Bundi (Table 4.15).

Table 4.15 : District Wise Data on Meal Consumption Practices

Category	Baran n (%)	Bundi n (%)	Pooled Data n (%)
Inadequate Breakfast	10 (1.75%)	11 (2.05%)	21 (1.90%)
2 Meals	82 (14.41%)	58 (10.84%)	140 (12.68%)
3 Meals	345 (60.63%)	403 (75.32%)	748 (67.75%)
4 Meals	133 (23.27%)	64 (11.96%)	197 (17.84%)

Mid Day Meals

(a) Mid Day Meal Consumption Pattern

Since the Review team could not be present in all schools at the time MDM was served, information on consumption of MDM includes actual observation and report by children and/or teachers. It was noted that majority of students were consuming their entire mid day meal. The trend for consumption of complete meals was found to be almost same for girls and boys across all schools. Generally, leftovers were not found in the plates of children. This could be because in majority of schools the serving size varied upon the request of child.

Even girls were seen as well as reported to finish their MDM and ask for extra portion quite often. Gender bias in families and the resultant poor accessibility of food to girl child could be one of the reasons for increased demand of mid day meal by the girl children. Thus, the mid day meal is perhaps making significant positive contribution to the daily diets of children, particularly girls.

The children in double ration blocks of Baran were seen to consume almost double the amount of chapaties than the single ration children. Intake of other food items remained almost same.

Rice was disliked by most children in both districts.

(b) Temperature of Food:

The temperature of the cooked food was not a major issue since in all cases the cooking was being done in the school premises itself. As such, freshly cooked food was being served. Average temperature at which food reached the students was 40 - 65^oC. This loss of temperature

was in later lots being served, which was because of the fact that cooked food was not kept continuously heating.

The temperature of food at serving time may be an issue of management in case of Akshaypatra kitchen visited since the kitchen was at a distance from the 2 schools it was serving.

(c) Sensory Evaluation of MDM

The colour, texture, taste, flavor and mouth feel determine the acceptability of a meal. Salient observations indicated that the consistency of dal and sabzi was very thin in some samples. The sensory characteristics of vegetables in terms of colour, texture and consistency was satisfactory in most school. Roti was found to be of very good sensory quality in all cases.

(d) Serving Size of Mid Day Meals

Meals are being served as per demand of the children, which is worth appreciating.

(e) Nutrient intake through MDM

For Primary Children

The observations of the meal prepared under Mid Day Meal Program are illustrated below (Table 4.16) for primary children. Day 1 was a Tuesday and as cyclic menu is being followed Dal and Rice were prepared. Mixed pulses like Moong, Masoor, Chana and Tuar were used and some onion and tomatoes were added to enhance taste. The average nutrient intake was as follows: energy intake was 458.81 Kcal, protein- 12.74 g, fat- 3.99 g and carbohydrate was 92.68 g.

Day 2 Menu in Baran was found to be different in different schools; the blocks under review were also with special provision of double ration as these blocks had rampant malnutrition due to dense population of under-privileged tribe. The mean intake from menu 1 dal roti was energy 925.46 kcal, protein 34.87 g, fat 11.89g and carbohydrate was 169.78 g. Menu 2 was Sabzi roti in some schools providing 750 kcal, 21.95 g protein, 11.7 g fat and 138.59 g carbohydrate. The third menu was vegetable pulao which provided 403.19 kcal, 22.24 g protein, 10.43 g fat and 127.19 g carbohydrate.

The Tables given below depicts the average intake of children through MDM and the menu of the day in schools visited during 2 days. The menu of 1st day was dal chawal which was not relished by most of the children and therefore the intake was low. The energy was 76.4 % of 1/3 RDA and similarly protein was 75.5 % (of 1/3 RDA).

Day 2 menu was different in different schools although there is a set menu in the state. The menu included Pulao, Dal Roti and Vegetable and Roti. Day 2 also covered blocks that had a provision of double ration from the state due to a backward tribal belt and high incidences of malnutrition in these areas. As evident from the table Rice was not a food of choice and despite double ration the intake was 67.1 and 58.98 % (1/3 RDA) in case of energy and protein respectively. In other

schools where Dal Roti and Vegetable and Roti was prepared the double ration utilization was seen and the energy (154 and 125 % of 1/3 RDA) and protein intake (207 and 130 % of 1/3 RDA) was high.

Table 4.16 : Day- Wise Nutritive value of cooked food per serving - MDM Primary

Day 1 – Tuesday Baran

Menu	Name of the dish	Ingredients	Average Raw intake (g)	Energy (kcal)	Protein (g)	Fat (g)	Carbohydrate (g)	
Dal - Rice	Rice	Rice	99.43	343.03	6.76	0.49	77.75	
	Dal	Moong Dal	19.73	68.66	4.83	0.23	11.73	
		Masoor Dal	1.75	6	0.43	0.01	1.03	
		Chana Dal	1.13	4.2	0.23	0.06	0.67	
		Tuar Dal	1.89	6.33	0.42	0.03	1.08	
		Oil	3.16	28.44	0	3.16	0	
		Onion	2.03	1.19	0.03	0.002	0.25	
		Tomato	4.83	0.96	0.04	0.009	0.17	
		TOTAL			458.81	12.74	3.99	92.68

Day 2- Wednesday Baran (Double Ration)

Menu	Name of the dish	Ingredients	Average Raw intake (g)	Energy (kcal)	Protein (g)	Fat (g)	Carbohydrate (g)
Dal - Roti	Dal	Masoor Dal	7.24	24.83	1.81	0.05	4.27
		Urad Dal	7.24	25.12	1.73	0.1	4.31
		Tuar Dal	18.11	60.66	4.03	0.3	10.43
		Moong Dal	7.24	25.19	1.77	0.08	4.33
		Oil	7.78	70.02	0	7.78	0
		Onion	3.44	2.02	0.06	0.003	0.43
		Tomato	7.6	1.52	0.06	0.01	0.27
	Roti	Wheat floor	210.14	716.1	25.41	3.57	145.74
	TOTAL			925.46	34.87	11.89	169.78
Sabzi-Roti	Sabzi	Potato	91.78	89.02	1.46	0.09	20.74
		Cabbage	9.66	6.39	0.16	0.02	1.03

Menu	Name of the dish	Ingredients	Average Raw intake (g)	Energy (kcal)	Protein (g)	Fat (g)	Carbohydrate (g)
		Fresh Peas	10.8	9.3	0.07	0.08	1.59
		Tomato	8.45	1.6	0.07	0.01	0.28
		Oil	8.69	78.21	0	8.69	0
		Cauliflower	4.83	1.92	0.18	0.004	0.28
		Brinjal	4.83	0.96	0.05	0.01	0.16
	Roti	Wheat Flour	165.21	562.65	19.96	2.8	114.51
		TOTAL		750.05	21.95	11.7	138.59
Pulao	Pulao	Rice	76.1	262.54	5.17	0.38	59.51
		Dry peas	23.8	74.97	4.68	0.26	13.44
		Tomato	7.14	1.42	0.06	0.01	0.25
		Oil	7.14	64.26	0	7.14	0
		TOTAL		403.19	9.91	7.71	73.2
		Mean Intake		692.90	22.24	10.43	127.19

Average Intake of Nutrients from MDM in Baran Primary Children

BARAN Primary							1/3 of RDA	
	Menu	Average Amount	Carbohydrate	Protein (16.8 g)	Fat	Energy (600)	Percent Energy	Percent Protein
DAY 1	DAL Chawal	133.95	92.68	12.74	3.99	458.81	76.4	75.5
DAY 2	Pulao	114.18	73.2	9.91	7.71	403.19	67.1	58.98
	Dal Roti	268.79	169.78	34.87	11.89	925.46	154.24	207
	Sabzi Roti	304.25	138.59	21.95	11.7	750.05	125	130
	Average	205.29	118.56	19.86	8.82	634.37	105.72	118.21
	MDM Reqt.			13.00		480.00		

The Mid Day Meal Program review in Bundi was conducted on Friday and Saturday, the menu for Friday was dal roti, the mean energy intake was 500 kcal, protein intake was 19.56 g, fat is 5.97 g and carbohydrate intake was 92 g.

Day 4- Friday Bundi

Menu	Name of the dish	Ingredients	Average Raw intake (g)	Energy (kcal)	Protein (g)	Fat (g)	Carbohydrate (g)
Dal - Roti	Dal	Masoor Dal	5.59	19.17	1.4	0.03	3.29
		Tuar Dal	1.93	6.46	0.43	0.03	1.11
		Moong Dal	7.14	24.84	1.74	0.08	4.27
		Urad	10.8	37.47	2.59	0.15	6.43
		onion	2	1.18	0.03	0.002	0.25
	tomato	4.75	0.95	0.04	0.009	0.17	
	oil	3.8	34.2	0	3.8	0	
	Roti	wheat flour	110.23	375.88	13.33	1.87	76.49
			TOTAL		500.15	19.56	5.97

Day 5- Saturday Bundi

Menu	Name of the dish	Ingredients	Average Raw intake (g)	Energy (kcal)	Protein (g)	Fat (g)	Carbohydrate (g)
Sabzi - Roti	Sabzi	Potato	41.83	40.57	0.65	0.04	9.45
		Cauliflower	11.46	6.76	0.51	0.01	0.82
		Tomato	8.45	1.69	0.07	0.01	0.3
		Peas	9.74	9.05	0.7	0.07	1.54
		Onion	0.71	0.41	0.01	0.0007	0.08
		Oil	3.55	31.95	0	3.55	0
	Roti	Wheat Flour	104.58	356.61	12.65	1.77	72.57
			TOTAL		447.04	14.59	5.45

The 2 day menu in Bundi was sabzi and roti, the mean nutrient intake was 447 kcal energy, 14.59 g protein, 5.45 g fat and 84.76 g carbohydrate.

मिड डेय मील योजना
Mid Day Meal Scheme

Average Intake of Nutrients from MDM in Bundi Primary Children

BUNDI Primary							1/3 of RDA	
	Menu	Average Amount	Carbohydrate	Protein (16.8 g)	Fat	Energy (600 Kcal)	Percent Energy	Percent Protein
DAY 1	Sabzi Roti	180.32	84.76	14.59	5.45	447.04	74.5	86.8
DAY 2	Dal Roti	146.24	92.01	19.56	5.97	500.15	83.3	116.4
Average		163.28	88.38	17.07	5.71	473.59	78.93	101.60
MDM Reqt.			13.00		480.00			

In Bundi district the 2 day menu was Vegetable and Roti and Dal and Roti. As we are trying to provide 1/3 RDA for energy and protein, the day 1 menu provision fell short in terms of both energy (74.5 %) and protein (86.8 %). Day 2 menu was slightly better in terms of energy (83.3 %) and in terms of protein it exceeded the 1/3 RDA and was 116%.

From the above results it is clear that in terms of preferences and nutrient requirement in both districts dal roti was providing better nutrients and may be pulse can be incorporated in the diet/ menu everyday in some form or other.

Table no. 4.17 depicts the overall nutritive intake of MDM primary, the average intake of single ration of both districts was 468.67 kcal energy, 15.63 g protein, 5.14 g fat and 89.82 g carbohydrate. In case of double ration in Baran, the average intake was 580 Kcal energy, 18.94 g protein, 7.79 g fat and 108.51 g carbohydrate.

Table 4.17 : Overall Nutritive Intake - MDM Primary

Day	Menu	Energy (kcal)	Protein (g)	Fat (g)	Carbohydrate (g)
Single Ration					
Tuesday	Dal - Rice	458.81	12.74	3.99	92.68
Friday	Dal - Roti	500.15	19.56	5.97	92.01
Saturday	Sabzi - Roti	447.04	14.59	5.45	84.76
Average 1.		468.67	15.63	5.14	89.82
Double Ration		692.90	22.24	10.43	127.19

Day	Menu	Energy (kcal)	Protein (g)	Fat (g)	Carbohydrate (g)
Wednesday	Dal – Roti Sabzi-Roti Pulao				
Overall Average Intake		580.76	18.94	7.79	108.51
MDM Reqt.		480.00	13.00		

For Middle Children

Observations of meals provided under MDM to Middle children are depicted in Table 4.18 Day I menu in Baran was Dal and Rice and the average per capita intake of children in children from Class VI to VIII was 542.8 Kcal energy, 15.15 g Protein, 6.23 g Fat and 107.15 g Carbohydrate.

Day 2 menu in Baran was different in different schools, also there was a provision of double ration in the school. The day I Menu was pulao which included ingredients like Rice, Dry Peas, Tomato and oil. The per capita intake of energy was 402.52 Kcal, protein was 10.77g, fat was 5.15 and carbohydrate was 78.09 g. Menu 2 included Roti and Vegetable and the average intake of energy was 1056.13Kcal, protein was 32.38 g, fat was 8.07g and carbohydrate was 214.15g. Similarly Day 3 Menu included Dal and Roti, the average intake of nutrients was as follows: energy- 1041.81 Kcal, Protein was 40.3 g, fat was 14.08 g and carbohydrate was 188.61g. if we take the mean of the 3 recipes it was 833 energy, 27.8 g protein, 9.1 g fat and 160.28 g carbohydrate. These values are higher than normal as these children were receiving double ration.

मध्याह्न भोजन योजना
Mid Day Meal Scheme

Table 4.18: Day- Wise Nutritive value of cooked food per serving – MDM Middle**Day 1 – Tuesday Baran**

Menu	Name of the dish	Ingredients	Average Raw intake (g)	Energy (kcal)	Protein (g)	Fat (g)	Carbohydrate (g)
Dal - Rice	Rice	Rice	109.61	378.15	7.45	0.54	85.71
	Dal	moong	29.33	102.06	7.18	0.35	17.56
		masoor	0.71	2.43	0.17	0.004	0.41
		chana	2.02	7.51	0.42	0.11	1.2
		tuar	0.71	2.37	0.15	0.01	0.4
		urad	0.23	0.79	0.05	0.003	1.37
		onion	2.45	1.44	0.0441	0.002	0.3
		tomato	5.83	1.16	0.05	0.01	0.2
		oil	5.21	46.89	0	5.21	0
		TOTAL			542.8	15.15	6.23

Day 2- Wednesday Baran (Double Ration)

Menu	Name of the dish	Ingredients	Average Raw intake (g)	Energy (kcal)	Protein (g)	Fat (g)	Carbohydrate (g)
Pulao	Pulao	Rice	80.35	277.2	5.46	0.4	62.83
		Dry Pea	26.78	84.3	5.27	0.29	15.1
		Tomato	4.46	0.89	0.04	0.008	0.16
		Oil	4.46	40.14	0	4.46	0
		Total		402.53	10.77	5.15	78.09
Sabzi-Roti	Roti	Atta	230.76	786.89	27.92	3.92	160.14
	Sabzi	Potato	230.76	223.83	3.69	0.23	52.15
		Fresh Peas	9.61	8.93	0.69	0.07	1.52
		Tomato	9.61	1.92	0.08	0.01	0.34
		Oil	3.84	34.56	0	3.84	0
	Total		1056.13	32.38	8.07	214.15	
Dal - Roti	Roti	Atta	222.22	757.02	26.86	3.77	154.22
	Dal	Masoor	6.17	21.16	1.54	0.04	3.64
		Urad	12.34	42.81	2.96	0.17	7.35
		Tuar	34.96	117.11	7.79	0.59	20.1
		Moong	4.11	14.3	1	0.04	2.46

Menu	Name of the dish	Ingredients	Average Raw intake (g)	Energy (kcal)	Protein (g)	Fat (g)	Carbohydrate (g)
		Onion	3.9	2.3	0.07	0.003	0.49
		Tomato	9.87	1.97	0.08	0.01	0.35
		Oil	9.46	85.14	0	9.46	0
		Dal Total	80.81	284.79	13.44	10.31	34.39
		Total		1041.81	40.3	14.08	188.61
Mean Intake				833.49	27.82	9.1	160.28

Average Intake of Nutrients from MDM in Baran Middle School Children

BARAN Middle							1/3 of RDA	
	Menu	Average Amount	Carbohydrate	Protein (20.5)	Fat	Energy (722.5)	Percent Energy	Percent Protein
DAY 1	Dal Chawal	156.1	107.15	15.15	6.23	542.8	75.1	73.9
DAY 2	Pulao	116.05	78.09	10.77	5.15	402.53	55.7	52.5
	Sabzi Roti	484.58	214.15	32.38	8.07	1056.13	146.1	157.95
	Dal Roti	303.03	188.61	40.3	14.08	1041.81	144.1	196.58
Average		264.9	147	24.65	8.38	760.81	105.3	120.2
MDM Reqt.				20.60		720.00		

In the upper primary group in Baran Day 1 menu included Dal Chawal. The average intake of children in the upper primary was lower than the 1/3 of RDA as energy was only 75.1 % and protein was 73.9 %. Similarly on Day 2 the average intake of energy from pulao was only 55.7 % and protein was 52.5 %, this was despite the fact that this was the block for double ration in these particular blocks. The menu at other schools was sabzi roti and dal roti and the average intake of energy was 146.1 and 144.1 % (of 1/3 of RDA) and protein was 157 and 196.58 % (1/3 of RDA). If we consider the average of of 2 days the percentage of energy and protein was comparable to standards considering the fact that 2 blocks was providing double ration.

Day 4- Friday Bundi

Menu	Name of the dish	Ingredients	Average Raw intake (g)	Energy (kcal)	Protein (g)	Fat (g)	Carbohydrate (g)
Dal - Roti	Roti	Wheat Flour	126.84	432.52	15.34	2.15	88.02
	Dal	Masoor	4.86	16.6	1.21	0.03	2.86
		Tuar	6.37	21.33	1.42	0.1	3.66
		Moong	7.38	25.68	1.8	0.05	4.42
		Urad	8.22	28.6	1.97	0.11	4.89
		Onion	1.44	0.84	0.02	0.001	0.18
		Tomato	5.53	1.1	0.04	0.01	0.19
		Oil	5.3	47.7	0	5.3	0
		Total		574.37	21.8	7.75	104.22

Day 5- Saturday Bundi

Menu	Name of the dish	Ingredients	Average Raw intake (g)	Energy (kcal)	Protein (g)	Fat (g)	Carbohydrate (g)
Sabzi - Roti	Roti	Wheat flour	129.41	441.28	15.65	2.19	89.8
	Sabzi	Potato	58.5	56.74	0.93	0.05	13.22
		Cauliflower	16.17	7.76	0.72	0.01	1.16
		Peas	7.64	7.1	0.55	0.06	1.21
		Onion	0.58	0.34	0.01	0	0.07
		Tomato	10.29	2.05	0.09	0.02	0.37
		Oil	4.97	44.73	0	4.97	0
		Total		560	17.95	7.3	105.83

Bundi was visited on Day 4 of the mission and the menu for that day was dal- roti, the ingredients included mixed pulses and in some schools onion and tomatoes were added in the dal, green chilli and coriander was also commonly used although the amount was little and therefore nutritive value has not been calculated. The mean intake of children in middle school was 574.37 kcal energy, 21.8 g protein and 7.75 g fat along with 104.22 g carbohydrate.

The Day 5 menu in Bundi district was roti and sabzi the ingredients used were mainly potato, cauliflower, peas, onion tomatoes and oil. The average energy intake was 560 kcal, 17.95 g protein, 7.3 g fat and 105.83 g carbohydrate.

Average Intake of Nutrients from MDM in Bundi Middle School Children

Bundi Middle							1/3 of RDA	
	Menu	Average Amount	Carbohydrate	Protein (20.5)	Fat	Energy (722.5)	Percent Energy	Percent Protein
DAY 1	Dal Roti	165.94	104.22	21.8	7.75	574.37	79.49	106.34
DAY 2	Sabzi Roti	227.56	105.83	17.95	7.3	560	77.50	87.56
Average		196.75	105.02	19.87	7.52	567.18	78.50	96.92
MDM Reqt.				20.60		720.00		

Bundi district was following a set pattern throughout the district. On day 1 the schools had served dal roti, the amount of energy was lower than the 1/3 RDA whereas protein was in sufficient amount. On day 2 Sabzi Roti was served and as expected average intake of both energy and protein was lower than 1/3 of RDA. The average intake of energy (78.50 %) from both days was lower and that of protein (96.92 %) was closer to that of 1/3 RDA.

Table 4.19: Overall Nutritive Intake - MDM Middle

Day	Menu	Energy (kcal)	Protein (g)	Fat (g)	Carbohydrate (g)
Single Ration Tuesday	Dal - Rice	542.8	15.15	6.23	107.15
Friday	Dal - Roti	574.37	21.8	7.75	104.22
Saturday	Sabzi - Roti	560	17.95	7.3	105.83
Average 1.					
Double Ration Wednesday	Dal – Roti Sabzi-Roti Pulao	833.49	27.82	9.1	160.28
Overall Average Intake		696.24	23.06	8.01	133.00
MDM Reqt.		720.00	20.60		

The average of single ration from both districts and double ration from Baran were compared and it was found that the average nutrients in single ration blocks of both Baran and Bundi were less than average of double ration block of Baran. The difference is compared in the table given below.

Comparison of Bundi and Baran according to intake of Energy and Protein from MDM

	Baran Primary		Bundi Primary		Baran Middle		Bundi Middle	
	Percent Energy	Percent Protein	Percent Energy	Percent Protein	Percent Energy	Percent Protein	Percent Energy	Percent Protein
DAY 1	76.4	75.5	74.5	86.8	75.1	73.9	79.49	106.34
DAY 2	67.1	58.98	83.3	116.4	55.7	52.5	77.50	87.56
	154.24	207	-	-	146.1	157.95	-	-
	125	130	-	-	144.1	196.58	-	-
Average	105.72	118.21	78.93	101.60	105.3	120.2	78.50	96.92

From the above table it is evident that in both the districts protein requirement was fulfilled but that of energy was lower than 1/3 RDA. In 2 blocks of Baran where double rationing was done had adequate average intake of energy as per requirement.

Nutritional Deficiencies

As is shown in Table 4.20, not many cases of nutritional deficiency symptoms were seen. In all, 2.5 % children covered showed some deficiency symptoms. No cases of Vit A and B- Complex, Calcium, Vit D, Flourine and/or Iodine deficiency were seen. A small percentage children (about 1%) showed signs of Protein Calorie Malnutrition and Iron deficiency.

Table 4.20: Symptoms of Nutrient Deficiencies in Girls and Boys from two Districts of Rajasthan Percent wise

Deficiency Symptoms	Baran (%)		Bundi (%)		Total (%)
	G n=293	B n=276	G n=300	B n=235	
Calorie- Protein Malnutrition	8 (2.7%)	2 (0.72%)	3 (1%)	-	13 (1.17%)
Vit A and B- Complex					
Iron	5 (1.7%)	6 (2.17%)	3 (1%)	1 (0.4%)	15 (1.3%)
Calcium and Vit D					
Flourine and/or Iodine					
Total Number of Deficiency Cases	13 (4.4%)	08 (2.8%)	06 (2%)	01(0.4%)	28 (2.5%)



PROTEIN ENERGY MALNUTRITION

Mid Day Meal Scheme



Protein Energy Malnutrition

General Aspects

Quality of Foodgrain used

It was observed that the quality of Rice and Wheat being used in MDM kitchens was of OK quality except in some cases. However, during the team's visit to FCI Godowns on 13.2.14, it was seen that grain quality was of much higher grade. It, therefore is apparent that the grain quality gets inferior on way to the MDM kitchens.

Storage of Food items

In the FCI godowns, storage and preservation of grains was being done by standard, scientific, technical methods using approved preservatives in desired quantities. However, storage of Food Items in MDM kitchens was a cause of concern in Baran Schools, where the dals, sugar and

spices were being stored in polythene bags. Bundi schools did have containers for storing grains as well as spices.

Source of drinking water

In almost all schools visited, Handpump or Tube well was the main source of drinking water. However, in most cases, the water was never tested for mineral content and contamination. This needs to be addressed.

Regularity in serving MDM

The MDM was regular in both districts. Beneficiaries of MDM expressed satisfaction at regularity as well as taste of MDM served.

Mode of cooking

The fuel being used for cooking MDM was firewood or LPG in both districts.

Type of Utensils used for cooking, serving and eating

Normally adequate number of utensils were available with the Schools. Aluminium vessels were being used for cooking and stainless steel thalis for eating.

Utensils were provided by the schools and children were not required to bring their thalis and glasses.

In some schools of Baran, very small sized thalis were being used making it difficult to place food in it.

Is food kept covered or not

During the visit, it was seen that the food was kept covered as a practice. In some schools, big covering lids were not available so they had to use thalis or newspaper for covering cooked food.

Cleanliness of utensils used for cooking, storage and eating

Bundi fared better in this parameter of hygiene. It was reported that the utensils were being washed by children, sometimes followed by kitchen staff using cake or powder soap.

Waste Disposal

The leftover food in thalis was thrown away in the school backyard for animals. The rest of leftover food, if any, was consumed or taken home by the kitchen staff.

Cleanliness of surroundings/kitchen

This was an issue of great concern in Baran. In many cases, the kitchen was in great proximity to swamp/pond of stagnant water and marshy area, especially the Akshaypatra kitchen. There is ample scope for improvement of kitchen surroundings in Baran.

Salient Observation

The GoI norms for food provision through MDM with effect from 1-12-2009 are given in Table A. According to these norms for a six-day week, the quantity of pulses should be 120 grams and 180 grams and of vegetables 300 and 450 grams for primary and upper primary students respectively. However, as a practice, this norm is not being followed by the state of Rajasthan. As given on page four of the government of Rajasthan MDM instruction booklet (Table B), the state menu norm stipulates only 80 gram and 120 gram of pulses and 200 and 300 grams of vegetables per six-day week to Primary and Middle school children respectively.

Table A : GOI norms for provision of food

S. No.	Items	Quantity per day/Child	
		Primary	Upper Primary
1	Foodgrains	100 gms	150 gms
2	Pulses	20 gms	30 gms
3	Vegetables (leafy also)	50 gms	75 gms
4	Oil & fat	5 gms	7.5 gms
5	Salt & condiments	As per need	As per need

Table B : MDM Menu as per Govt of Rajasthan

S.No	Day	Menu
1	Monday	Roti, Sabzi
2	Tuesday	Rice, Dal/Sabzi
3	Wednesday	Roti, Dal
4	Thursday	Khichdi (having Rice, Pulse, vegetables)
5	Friday	Roti, Dal
6	Saturday	Roti, Sabzi

This deviation from the National norms obviously would be resulting in non-fulfillment of the nutritional supply stipulated through MDM which is 480 calories and 13 g protein to primary and 720 calories and 20.6 g protein to Middle children.

Recommendations

1. Potato was being used as a major component of all vegetable dishes. No green vegetable was being used.
2. Providing Sambhar in place of plain dal on any one day could be one way of increasing vegetable content in MDM meals.
3. The authorities may work out feasibility of supplying grains in MDM-Stamped gunny/Poly bags to avoid pilferage during transportation.
4. The design of Kitchens need much improvement in many cases, especially in Baran. They need to be more airy and lighted in all cases, with a vent for smoke in places where firewood is used as a fuel. The Kitchen should be surrounded by a boundary with a gate which can be closed to avoid entry of animals. The Kitchens must be provided with Shelves for keeping containers and utensils.
5. The practice of taking weighed amounts of Raw ingredients should be followed, feasibility and arrangement for which needs to be worked out. This would reduce the approximations of quantities.

S.NO	NAME OF RECIPES	INGREDIENTS (g)	Calories (Appx.)	Protein, g (Appx.)
1	Veg Upma	Rawa 100g Carrot 100g Groundnut 25 g Onion 50g Potato 100g Peas 50 g Oil 10g	450	24
2	Suji Halwa	Suji roasted 200 g Groundnut roasted 40 g Jaggery 100g Oil 10ml Water 400ml	400	9
4	Chikky	Ground nut 100g Jaggery 50 g	750	25

S.NO	NAME OF RECIPES	INGREDIENTS (g)	Calories (Appx.)	Protein, g (Appx.)
5	Soya Mix Chiwada	Soyabean processed 30 g Whole green gram 20g Whole Bengalgram 20g Oil 20g Salt to taste	260	8
6	Namkin Veg Dalia	Dalia 150g Carrot 50g Moong whole 50g Potato 100 g Onion 50 g Peas 50 g Oil 15 g	950	30
7	Poshtik Khichari	Rice 50 g Dalia 50 g Potato 100g Chilka Moong 20g Soya Badi 50 g Gajar 50 g Onion 50 g Oil 20 g	1000	37
8	Meetha Daliya	Daliya 150 g Ground Nut 60 g Jaggery/Sugar 100g oil 10g	1200	28
9	Paushtik Roti	Atta 100g Besan 50g Boiled Potato 50g Soya flour 50g	790	45
10	kala chana chat	Kala chana 100g Boiled Potato 50g Gajar 50g Tomato 50g Cucumber 50g Onion 50g oil 10g	570	20
11	Poshtik Dhal	Soya vadi 50g Moong whole 100g Rajmah 50g Kaddu 50g Loki 50g Tomato 50g Onion 50g	975	61

S.NO	NAME OF RECIPES	INGREDIENTS (g)	Calories (Appx.)	Protein, g (Appx.)
12	Vegetable Poha	Oil 20g Poha 100g Matar 100g Gajar 50g Gobhi 50g Capsicum 50g Onion 50g Peanuts 25g Oil 20g	950	22

5. Best Practices:

1.) State Review Mission to be conducted :

State government has constituted a state review mission for the review of implementation of Mid-day Meal Scheme in the state. The mission will review two districts in a financial year on the similar lines of Joint Review Missions conducted in the state by Government of India.

2.) Installation of soap dispenser for hand washing in Primary School Jaitpur of Bundi District.



3.) Local Lever Mechanism :



Innovative method of connecting hand pump with Seesaw for fetching the water.

4.) Assignment of a specific period in the time table for the management of Mid-Day Meal

Recognizing the need for time in many schools of Bundi District, Team found that a period has been assigned in the time-table to discharge the function properly as a duty of the teacher. In some schools, the first period and in some other schools fourth period has been assigned for Poshahaar in time-table itself. The logic for first period was that after attendance the number of meals to be cooked has to be communicated and required material has to be given to the cook. In order to accommodate that first period is assigned.

- 5.) Construction of Dining Hall cum classroom in Upper Primary School in Hindoli block of Bundi district.



- 6.) A sample of food cooked is kept throughout the day for inspection, if need arises.

6. Recommendations

1) Honorarium to Cooks:

It was observed that in both the visited districts cooks were not provided honorarium on time and there are huge delays in payment of honorarium. JRM recommended that passbooks should be issued to the cook-cum-helpers and payment to be made through E-transfer to cut delays.

2) Cooking Cost:

Joint Review mission observed that there was a delay of 02 months approximately in payment of cooking cost in both the districts. State government has implemented the E-transfer of the funds from Block to schools, but the delay is still observed in transferring the fund from district to block. So, JRM recommends that state should develop a mechanism in

this regard of transferring the funds directly from the district to the schools by E-Transfer on a pilot basis.

3) **Inspection and monitoring of Transport agency`s godown:**

JRM recommends the regular inspection and monitoring of the storage of the Transport agency`s godown at district and block level.

4) **Standardized system of washing should be put up:**

There is a need for a standard system of hand and plate washing. A tank of water with adequate number of taps at suitable height should be provided so that there is no scramble and a child can properly wash hands and plates. The system should have proper and covered drainage so that there is no filth and dirt around the washing area. The drained water can be used for planting some trees/plants.

5) **Kitchen-cum-stores should be constructed on top priority:**

In large number of schools kitchens are not available. Cooking is done in class rooms and because of lack of stores the provisions are kept in different places. In some cases provisions are kept in class rooms and in some other places in office of the HM. The constructed kitchens are also not uniform. Some are in tin sheds and others are very small.

6) It is recommended that the mechanism should be developed to construct smokeless chullahs and proper ventilation should be designed in the Kitchen-cum-store.

7) **Containers for cooking materials be provided**

Containers are available in all the schools to store grains barring some places where capacity is not enough. Additional containers should be provided there. However, storage of other ingredients varies from place to place. It is recommended that proper steel containers may be provided for keeping other ingredients like pulses and spices.

8) **Public Display of Nutrition Data**

All schools should display prominently class and sex wise nutrition status data prominently for awareness of community and others. This should work as reminder to correct the situation. The data should also be put in public domain through website.

9) Teachers' awareness about school health programme needs strengthening

The school health programme is weak. One important reason for this is ineffective integration of the programme in the school system. For effective convergence, it is necessary that the teachers involved in the programme are aware of the importance of the programme as well as the content and the process of the programme. Then only effective delivery can be ensured.

10) Training and health check-up of cooks

Mission recommends the health checkup of the cook cum helpers. Also, the cooks need to be trained in cooking as well as use of fire-extinguisher.

11) Option be provided for grains of choice in the menu at regional level

In both the review district the children and teachers reported preference for wheat. Compulsion of rice should not be there. Option should be provided to choose the grain of choice under the prescribed norms.

12) Tasting food by teachers

It is recommended that the MDMS guidelines with respect to tasting of the meal by the teachers should be strictly followed. The teacher should keep a record of having tasted food in a register to be maintained for the purpose. It could be further strengthened by ensuring that one of the SMC members should also taste the food on a rotation basis along with the teachers before it is distributed to the children.

13) Usage of Agmark certified ingredients especially cooking oil:

It was observed that the pulses and cooking oil were not Agmark certified. It is recommended that the State Government should ensure strict compliance of the guidelines issued in this regard. All the major ingredients including cooking oil should be Agmark certified.

14) Special Awareness Programme

Special awareness drive is required about the objectives, importance, norms, logo etc for the various stake holders including teachers and community need to be organized.

15) Arrangement with Akshay Patra should be reviewed:

The team noted that Akshay Patra is not following the clauses of the MOU. The staff appeared to be not well informed of the working and norms and could not provide much information about the functioning. Wages to cooks also varies from 1200/- to 1400/- which is much less than the provisions in the two focus blocks in Baran District providing double food grains and therefore cooking cost also. The records also could not be made available. The team recommends that the functioning of Akshay Patra should be spruced up.

16) The team suggests that State Govt. should reconciled data with QPR & MIS Web Portal for accuracy in reporting in future.

17) Water testing

JRM Team recommended that the testing of water quality of the water source and cleanliness of the surrounding of the drinking source must be ensured.

(The above recommendations may be implemented within a period of three months with a compliance report.)


Prof. Mridula Saxena


Shri. Badri Narayan

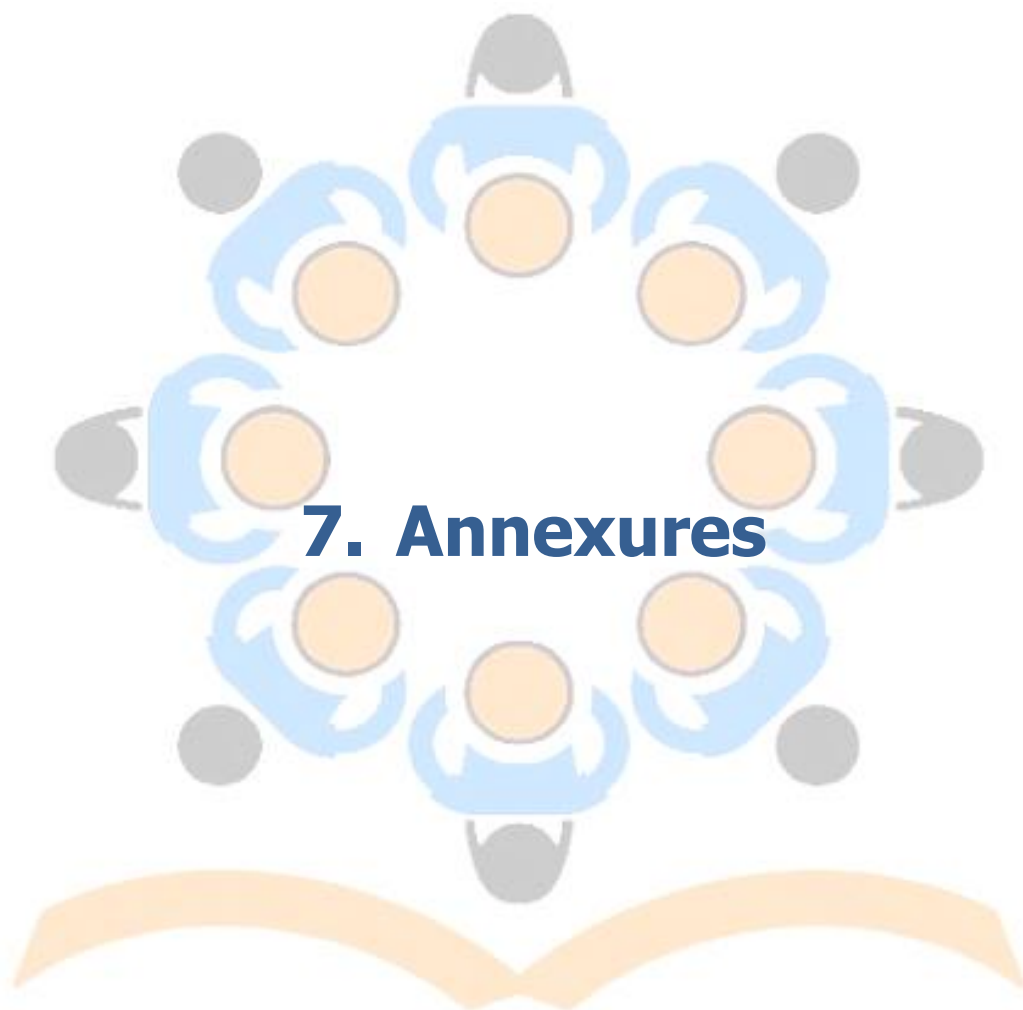

Shri Ram Vir Singh Rathore


Dr. Sangeeta Jacob


Shri B. D. Shivani

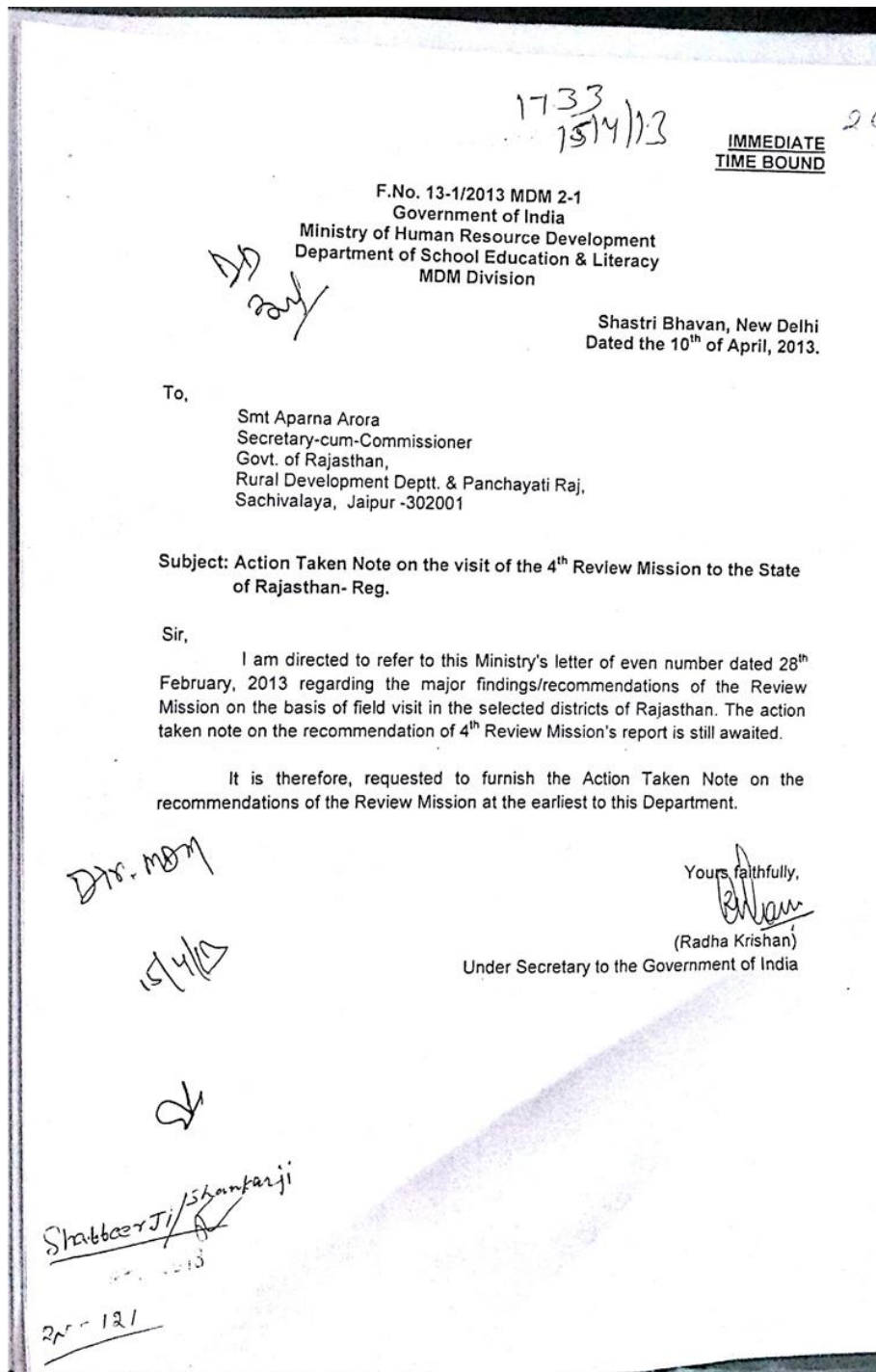

Dr. Nimali Singh


Shri Ashok Khandelwal



7. Annexures

मध्याह्न भोजन योजना
Mid Day Meal Scheme



Generated by CamScanner from intsig.com

Annexure - I

राजस्थान सरकार
आयुक्तालय
राष्ट्रीय पोषाहार सहायता कार्यक्रम
(Mid Day Meal Scheme)



इसके 4 (308) / पंराज / एनडीएम / रिव्यू मिशन / 2012-13 / 112

जयपुर, दिनांक : 21/5/13

श्री. सुधा कृष्ण,
अवर सचिव, माओसोविओमं०,
स्कूल और साक्षरता विभाग,
एनडीएम अनुभाग,
शास्त्री भवन, नई दिल्ली।

विषय : राजस्थान राज्य में चतुर्थ संयुक्त निशान पर की गई कार्यवाही के संबंध में।

संदर्भ : आपके पत्रांक F.No. 13-1/2013 MDM 2.1 दिनांक 10.04.2013 के क्रम में।

नमस्ते,

उपरोक्त विषयान्तर्गत संदर्भित पत्र के क्रम में निवेदन है कि माननीय मुख्य सचिव राजस्थान की अध्यक्षता में मिड डे मील की राज्य स्तरीय समीक्षा एवं संचालन समिति की बैठक दिनांक 08.04.2013 को आयोजित की गई जिसमें राजस्थान राज्य में हाल ही में सम्पन्न हुये चतुर्थ रिव्यू मिशन के सुझावों पर अनल करने हेतु आवश्यक महत्वपूर्ण निर्णय लिये गये।

उपरोक्त निर्णयों की अनुपालना में दिनांकीय पत्रांक 79 दिनांक 08.05.2013 द्वारा जिला कलक्टर सनस्त एवं मुख्य कार्यकारी अधिकारी, जिला परिषद सनस्त को निर्देशित किया गया है कि :-

1. विद्यालय प्रबन्ध समितियों द्वारा मिड डे मील योजना के लिए पृथक से खाता संचारित किया जावे।
2. विद्यालयों में राशि समय पर उपलब्ध हो, इस हेतु जिला स्तर से राशि E-Transfer सुविधा के माध्यम से सीधे ही विद्यालय प्रबन्ध समिति के खाते में हस्तांतरित करने की व्यवस्था की जावे, जिसकी सूचना संबंधित ब्लॉक प्रारम्भिक शिक्षा अधिकारी को दी जावे।
3. मिड डे मील मेन्यू में निर्धारित "दाल-सब्जी युक्त खिचड़ी" में दाल की पर्याप्त मात्रा को सुनिश्चित किया जावे।

पता :- नवजीवन कॉम्प्लेक्स, भवानी सिंह मार्ग सी-स्क्रीम, जयपुर-302001, तारक 0141 - 2221694 2221960 (टेली / फैक्स),
ई-मेल rajmdm@rediffmail.com/mdm-rj@nic.in
D:\SKNAN OFFICE\Letters\Letter Head Dy Comm doc

121

सफाई/सफाई पर समिति
लिए गए निर्णय

राजस्थान सरकार

आयुक्तालय

राष्ट्रीय पोषाहार सहायता कार्यक्रम
(Mid Day Meal Scheme)



राजस्थान सरकार
Mid day Meal Scheme

4. विद्यालयों में यथा स्थान मिड डे मील मेन्यू एवं MDM Logo आवश्यक रूप से प्रदर्शित किए जावें।
 5. विद्यालय प्रबन्ध समिति के माध्यम से सामुदायिक सहभागिता बढ़ाने के प्रयास हो जिससे मिड डे मील योजना के सफल क्रियान्वयन हेतु अधिक से अधिक सुझाव प्राप्त हो सके।
 6. MIS में समय पर डाटा फीडिंग सुनिश्चित की जावें।
- श्रीमान के सूचनार्थ एवं आवश्यक कार्यवाही हेतु सादर प्रेषित।

भवदीय

(डॉ. सी.बी. जैन)
उप आयुक्त

परीक्षा "9"

चतुर्थ संयुक्त रिव्यू मिशन (28 जनवरी-4 फरवरी 2013) की सुझाव/सिफारिशों पर समिति द्वारा विचार किया गया जिन पर लिए गए निर्णय

क्र. सं.	सुझाव/सिफारिश	निर्णय	पालना
1.	विद्यालयों में राशि समय पर पहुंचाने के लिए E-Transfer सुविधा तथा मिड डे मील का अलग से खाता संधारित हो।	जिलों को निर्देश जारी किए जावें।	विभागीय पत्र क्रमांक 79 दिनांक 08.05.2013 द्वारा जिलों को निर्देश दिए गये जिनके अनुसार जिलों द्वारा पालना की जा रही है।
2.	विद्यालयों में मिड डे मील के सनुचित रिकॉर्ड संधारण हेतु प्रभारी शिक्षकों को जिला स्तर पर प्रशिक्षण दिया जावे।	सर्व शिक्षा अभियान के प्रशिक्षण अन्तर्गत इसको सम्मिलित किये जाने के बारे में योजना बनाने हेतु शासन सचिव, शिक्षा विभाग को कहा गया।	शिक्षा विभाग द्वारा पालना अपेक्षित।
3.	जिला रसद अधिकारी द्वारा विद्यालयों तक खाद्यान्न की समय पर नियमित आपूर्ति सुनिश्चित की जावे। मुख्य कार्यकारी अधिकारी, जिला परिषद् इसकी नॉनीटिंग करें।	दूरस्थ क्षेत्र विशेष में, जहां खाद्यान्न की आपूर्ति समय पर नहीं हो पा रही हो, उसके बारे में सूची सहित पृथक से नोट बनाकर खाद्य विभाग को भेजा जावे।	विभागीय पत्र क्रमांक 70 दिनांक 02.05.2013 द्वारा जिलों को निर्देश दिए गए जिनके अनुसार जिलों द्वारा पालना की जा रही है।
4.	नामान्वित और लाभान्वित विद्यार्थियों के अनुपात में अन्तर का कारण ठहराव का कम होना है, जिसे सुनिश्चित किया जावे।	शिक्षा विभाग को आवश्यक कार्यवाही के निर्देश प्रदान किए गये।	शिक्षा विभाग द्वारा पालना अपेक्षित।
5.	कुक कम हेल्पर को E-Transfer के माध्यम से भुगतान किए जाने पर भुगतान में विलम्ब को रोका जा सकेगा।	फिलहाल विचार किया जाना सम्भव नहीं है।	कोई कार्यवाही अपेक्षित नहीं है।
6.	केन्द्रीयकृत रसोईघर की सेवाएं संतोषजनक नहीं हैं। साथ ही इनसे लाभान्वित विद्यालयों में भोजन परोसने एवं बर्तन सफाई कार्य हेतु हैल्पर्स को लगाया जाना चाहिए।	गुणवत्ता सुनिश्चित करने के लिए समय-समय पर समीक्षा कर इनके कार्यक्षेत्र में कमी करने हेतु आवश्यक कार्यवाही हेतु जिला कलक्टर को अधिकृत किया जा चुका है। केन्द्रीयकृत रसोईघरों से लाभान्वित विद्यालयों में 10 हजार हैल्पर्स की सेवाएं लेने का प्रस्ताव वार्षिक प्लान 2013-14 में शामिल किया जावे।	वर्ष 2013-14 की वार्षिक कार्य योजना में प्रस्तावित किया। PAB बटक दिनांक 16.04.2013 की कार्यवाही विवरण प्राप्त होना शेष।

7.	विद्यार्थियों को गुणवत्तायुक्त भोजन सुनिश्चित करने के लिए केन्द्रीयकृत रसोईघर एवं राज्य सरकार Food Testing Laboratories की सेवाएं ले सकते हैं।	विभाग द्वारा इसकी संभावनाओं पर विचार किया जावे।	राज्य में मिड डे मील योजनान्तर्गत दिए जा रहे पोषाहार की गुणवत्ता की एक लैबोरेट्री (Laboratori) जांच स्थानीय होम साईस एवं एनजीओ की सहायता से एक कार्य योजना तैयार की जा रही है।
8.	शाला स्वास्थ्य कार्यक्रम अन्तर्गत IFA (आयरन फॉलिक एसिड) एवं डिबॉनिंग टेबलेट्स निर्धारित समयान्तराल पर विद्यार्थियों को उपलब्ध करायी जावें।	चिकित्सा एवं स्वास्थ्य विभाग द्वारा अद्यतन कराया गया कि टेबलेट्स समय पर उपलब्ध करायी जा रही है।	कोई कार्यवाही अपेक्षित नहीं है।
9.	निर्धूम चूल्हा और सोलर-कुकर के प्रयोग पर आवश्यक विचार किया जावे।	विभाग द्वारा इसकी संभावनाओं पर विचार किया जावे।	विचाराधीन।
10.	दाल और खाद्य तेल को सार्वजनिक वितरण प्रणाली (PDS) के माध्यम से विद्यालयों को उपलब्ध कराने पर विचार किया जाना चाहिए।	सार्वजनिक वितरण प्रणाली (PDS) में खाद्य सानग्री राशन कार्ड के माध्यम से वितरित की जाती है। अतः सुझाव अस्वीकार किया गया।	कोई कार्यवाही नहीं की जानी है।
11.	नेचू में निर्धारित "दाल-सब्जी युक्त खिचड़ी" में दाल की मात्रा पर्याप्त होनी चाहिए।	जिलों को लिखा जावे।	विभागीय पत्र क्रमांक 79 दिनांक 08.05.2013 द्वारा जिलों को निर्देश दिए गये जिनके अनुसार जिलों द्वारा पालना की जा रही है।
12.	नेचू एवं MDM - Logo प्रदर्शित हो।	जिलों को लिखा जावे।	विभागीय पत्र क्रमांक 79 दिनांक 08.05.2013 द्वारा जिलों को निर्देश दिए गये जिनके अनुसार जिलों द्वारा पालना की जा रही है।
13.	समुदायिक सहभागिता बढ़ाने के प्रयास हों।	जिलों को लिखा जावे।	विभागीय पत्र क्रमांक 79 दिनांक 08.05.2013 द्वारा जिलों को निर्देश दिए गये जिनके अनुसार जिलों द्वारा पालना की जा रही है।
14.	MIS में समय पर डाटा फीडिंग सुनिश्चित की जावे।	जिलों को लिखा जावे।	विभागीय पत्र क्रमांक 79 दिनांक 08.05.2013 द्वारा जिलों को निर्देश दिए गये जिनके अनुसार जिलों द्वारा पालना की जा रही है।
15.	खराब प्रदर्शन वाले जिलों में राज्य स्तरीय रिव्यू मिशन की आवश्यकता है।	विभाग कार्य योजना प्रस्तुत करें।	मिड डे मील योजना की समीक्षा हेतु राज्य स्तरीय रिव्यू मिशन का गठन किया जा चुका है जिसके द्वारा राज्य में मिड डे मील की समीक्षा हेतु वर्ष में छः माह के अंतराल में दो जिलों का दौरा किया जावेगा। इस संबंध में फरवरी, 2014 में भ्रमण कार्यक्रम किया जाना सम्भावित है।

PR

राजस्थान

16.	राज्य सरकार को स्वतंत्र संस्थाओं के माध्यम से योजना का मूल्यांकन अध्ययन करवाना चाहिए।	विभाग कार्य योजना प्रस्तुत करें।	वर्ष 2013-14 के लिए स्वीकृत होने वाले बजट के आधार पर विचार किया जावेगा।
-----	---	----------------------------------	---

Secy. PR
उप सचिव,
मुख्य सचिव, राजस्थान,
शासन सचिवालय,
जयपुर।

राजस्थान सरकार
आयुक्तालय
राष्ट्रीय पोषाहार सहायता कार्यक्रम
(Mid Day Meal Scheme)

25287
राजस्थान पोषण योजना
Mid Day Meal Scheme
जयपुर दिनांक: 17/04/2013

क्रमांक एक 4(192)(6)प्र.वि/एनडीएम/वार्षिक कार्य योजना(AW7&B)/2013-14/34

D.No ACS/PO & PR/201
Date

विषय :- राष्ट्रीय पोषाहार सहायता कार्यक्रम की राज्य स्तरीय सनीक्षा एवं संचालन समिति आयोजित बैठक दिनांक 08.04.2013 का कार्यवाही विवरण।

महोदय,

DD

2/10

दिनांक 08.04.2013 को ना. मुख्य सचिव, राजस्थान की अध्यक्षता में आयोजित राष्ट्रीय पोषाहार सहायता कार्यक्रम (मिड डे मील कार्यक्रम) की राज्य स्तरीय सनीक्षा एवं संचालन समिति की बैठक का कार्यवाही विवरण पत्र के साथ संलग्न कर प्रेषित किया जा रहा है।

संलग्न : उपरोक्तानुसार

भवदीय

Dr. MDM

24/4/13

17/04/2013
(देवकी नन्दन शर्मा)
उप आयुक्त

प्रतिलिपि निम्नलिखित माननीय सदस्यों/अधिकारियों को प्रेषित है :-

1. श्री राव राजेन्द्र सिंह, ना. विधायक, निर्वाचन क्षेत्र राहपुरा, ए-24, नैरव नार्ग, हनुमान नगर, जयपुर।
2. श्रीमती निर्मला सहरिया वर्मा, ना. विधायक, निर्वाचन क्षेत्र किशनगंज, 8/14, विधायक नगर, (पूर्व) जयपुर (स्थाई पता :-पोस्ट परनिया, तह0 किशनगंज, बारां।
3. श्री मदनलाल वर्मा, ना. विधायक, निर्वाचन क्षेत्र उग, 52/124, प्रताप नगर, सेक्टर -5, सांगानेर, जयपुर (स्थाई पता :- रैस्ट हाउस रोड, उग, झालावाड, राजस्थान)।
4. श्री भगवतीलाल रोल, जिला प्रमुख डूंगरपुर (जिलों के प्रतिनिधि के रूप में)।
5. श्री अजीत सिंह, जिला प्रमुख दौसा (जिलों के प्रतिनिधि के रूप में)।
6. श्रीमती सुनीता भाटी, पूर्व प्रधान, पंचायत समिति जैसलमेर (जिलों के प्रतिनिधि के रूप में)।
7. सुश्री मिनाक्षी चन्द्रावत, पूर्व विधायक, खानपुर, झालावाड (जिलों के प्रतिनिधि के रूप में)।
8. श्रीमती शोभा सिंह, जिला प्रमुख हनुमानगढ (जिलों के प्रतिनिधि के रूप में)।
9. श्री रघुवीर सिंह मीणा, संयुक्त सचिव, मुख्यमंत्री, मुख्यमंत्री कार्यालय राजस्थान जयपुर।
10. विशिष्ट सहायक, ना. मंत्री महोदय, ग्रामीण विकास एवं पंचायती राज विभाग, राजस्थान जयपुर।
11. निजी सचिव, अति. मुख्य सचिव, ग्रामीण विकास एवं पंचायती राज विभाग, राजस्थान जयपुर।
12. निजी सचिव, अति. मुख्य सचिव, नगरीय विकास विभाग, राजस्थान, जयपुर।

पता :- नवजीव कॉम्प्लेक्स, भवानी सिंह मार्ग, सी-स्कीम, जयपुर-302001. सन्बर्द : 0141 - 2221694, 2221960 (टेली/फैक्स)
ई-मेल mdm-rj@nic.in/rajmdm@rediffmail.com

राजस्थान सरकार
आयुक्तालय
राष्ट्रीय पोषाहार सहायता कार्यक्रम
(Mid Day Meal Scheme)



14. निजी सचिव, प्रमुख शासन सचिव, वित्त विभाग, राजस्थान, जयपुर।
15. निजी सचिव, प्रमुख शासन सचिव, स्वास्थ्य एवं परिवार कल्याण, राजस्थान, जयपुर।
16. निजी सचिव, प्रमुख शासन सचिव, खाद्य एवं नागरिक आपूर्ति विभाग, राजस्थान, जयपुर।
17. निजी सचिव, प्रमुख शासन सचिव, आयोजना, राजस्थान, जयपुर।
18. निजी सचिव, प्रमुख शासन सचिव, महिला एवं बाल विकास विभाग, राजस्थान, जयपुर।
19. निजी सचिव, शासन सचिव, ग्रामीण विकास विभाग, राजस्थान, जयपुर।
20. निजी सचिव, शासन सचिव एवं आयुक्त, पंचायती राज विभाग, राजस्थान, जयपुर।
21. निजी सचिव, शासन सचिव, प्रारम्भिक शिक्षा, राजस्थान, जयपुर।
22. निजी सचिव, रजिस्ट्रार, सहकारिता विभाग, राजस्थान, जयपुर।
23. वरिष्ठ क्षेत्रीय प्रबन्धक, भारतीय खाद्य निगम, राजस्थान, जयपुर।
24. आयुक्त, मिड डे मील, राजस्थान जयपुर।
25. शासन उप सचिव, प्रशासनिक सुधार विभाग (अनु.-3), राजस्थान जयपुर।
26. प्रो. बीना माथुर, रिटायर्ड प्रोफेसर, गृह विज्ञान विभाग, राजस्थान विश्वविद्यालय, जयपुर (डी.-279, टोडरमल मार्ग, बनिपार्क, जयपुर)।
27. डॉ. शील शर्मा, प्रोफेसर (पोषण) गृह विज्ञान विभाग, वनस्थली विश्वविद्यालय, टोंक (पोषण विशेषज्ञ के रूप में)।
28. डॉ. पूजा तालीकोटी, एसोसिएट प्रोफेसर (पोषण), गृह विज्ञान विभाग, राजस्थान, विश्वविद्यालय, जयपुर (सदस्य के रूप में)।
29. श्रीमती आशा बोथरा, नीरा संस्थान, जोधपुर (सदस्य के रूप में)।
30. श्रीमती विमला वेंकटेशन, फाउन्डर ट्रस्टी, भवानी बाल विकास सेन्टर, जयपुर (सदस्य के रूप में)।
31. डॉ. संगीता जैकब, परियोजना अधिकारी (पोषण), यूनिसेफ राजस्थान, जयपुर (सदस्य के रूप में)।
32. श्री लूणाराम, (प्र.अ.मा.वि.), प्रूफ रीडर, राजस्थान राज्य पाठ्य पुस्तक मण्डल, जयपुर (शिक्षक प्रतिनिधि के रूप में)।
33. श्री सत्यनारायण सिंह, व्याख्याता रसायन, राजकीय उच्च माध्यमिक विद्यालय, जयसिंहपुरा खोर, जयपुर। (शिक्षक प्रतिनिधि के रूप में)।

17/04/2014
उप आयुक्त
मिड डे मील

पता - नवजीवन कॉम्प्लेक्स- भवानी सिंह मार्ग, सी-स्क्रीम, जयपुर-302001. सम्पर्क 0141 - 2221604 2221660 (टेली/फैक्स)
ई-मेल mdm-rj@nic.in/rajmdm@rediffmail.com
IP C:\K...Lst...ew Letter (Jan 01-01-2013 doc) -127-

राजस्थान सरकार
मिड डे मील कार्यक्रम

188 266

मिड डे मील कार्यक्रम की राज्य स्तरीय समीक्षा एवं संचालन समिति की बैठक
दिनांक 08.04.2013 का कार्यवाही विवरण

मिड डे मील कार्यक्रम की राज्य स्तरीय समीक्षा एवं संचालन समिति की बैठक माननीय मुख्य सचिव, राजस्थान सरकार की अध्यक्षता में दिनांक 08.04.2013 को सांय 04.00 बजे सचिवालय स्थिति कमेटी रूम संख्या 1 में आयोजित की गई जिसमें निम्नलिखित सदस्यगण/अधिकारीगण उपस्थित रहे :-

1. श्री मदनलाल वर्मा, मा. विधायक, निर्वाचन क्षेत्र डग।
 2. श्री भगवतीलाल रोट, जिला प्रमुख डूंगरपुर (जिलों के प्रतिनिधि के रूप में)।
 3. श्री अजीत सिंह, जिला प्रमुख दौसा (जिलों के प्रतिनिधि के रूप में)।
 4. श्रीमती सुनीता भाटी, पूर्व प्रधान, पंचायत समिति जैसलमेर (जिलों के प्रतिनिधि के रूप में)।
 5. अतिरिक्त मुख्य सचिव, ग्रामीण विकास एवं पंचायती राज विभाग।
 6. प्रमुख शासन सचिव, आयोजना।
 7. प्रमुख शासन सचिव, वित्त विभाग।
 8. प्रमुख शासन सचिव, खाद्य एवं नागरिक आपूर्ति विभाग।
 9. प्रमुख शासन सचिव, स्वास्थ्य एवं परिवार कल्याण।
 10. शासन सचिव एवं आयुक्त, पंचायती राज विभाग।
 11. शासन सचिव, प्रारम्भिक शिक्षा।
 12. आयुक्त, मिड डे मील।
 13. श्री मनीश गोयल, अति. निदेशक, स्थानीय निकाय (प्रतिनिधि - अतिरिक्त मुख्य सचिव, नगरीय विकास विभाग)।
 14. श्री महेन्द्र सिंह, अति. रजिस्ट्रार (प्रतिनिधि - रजिस्ट्रार, सहकारिता विभाग)।
 15. श्री सी.एन. मीणा, संयुक्त निदेशक (प्रतिनिधि-शासन सचिव, महिला एवं बाल विकास विभाग)।
 16. श्री बी.एस. मीणा, सहायक महाप्रबन्धक, भारतीय खाद्य निगम।
 17. श्री जी.एल. शर्मा, मैनेजर, भारतीय खाद्य निगम।
 18. प्रो. बीना माथुर, रिटायर्ड प्रोफेसर, गृह विज्ञान विभाग, राजस्थान विश्वविद्यालय, जयपुर (डी.-279, टोडरमल मार्ग, बनिपार्क, जयपुर)।
 19. श्रीमती विनला बेंकटेशन, फाउण्डर ट्रस्टी, भवानी बाल विकास सेन्टर, जयपुर।
 20. डॉ. संगीता जैकब, परियोजना अधिकारी (पोषण), यूनिसेफ राजस्थान, जयपुर।
 21. श्री सत्पनारायण सिंह, व्याख्याता रसायन, राजकीय उच्च माध्यमिक विद्यालय, जयसिंहपुरा खोर, जयपुर।
 22. उपायुक्त (वित्त, क्रियान्वयन, प्रशासन), मिड डे मील।
- बैठक में सर्वप्रथम अति. मुख्य सचिव, ग्रामीण विकास एवं पंचायती राज विभाग द्वारा सभी अधिकारियों/सदस्यगणों का स्वागत किया गया। तत्पश्चात् बैठक के आरम्भ आयुक्त, मिड डे मील द्वारा बैठक के एजेण्डा पर संक्षेप में प्रकाश डाला गया।
 - इसके पश्चात् उपायुक्त (वित्त), मिड डे मील द्वारा कार्यक्रम का एक पावर पॉइन्ट प्रजेंटेशन प्रस्तुत किया गया, जिसमें योजना का संक्षिप्त परिचय, वार्षिक कार्य योजना एवं बजट वर्ष 2013-14 की रूपरेखा एवं विवरण तथा संयुक्त रिव्यू निशान (28 जनवरी-4 फरवरी 2013) की सिफारिशों/सुझावों के बारे में विस्तार से अदगत कराया गया।

PC4JC \LsL\MDM Imp Not-III. 01-10-2012 docx

- 149 -

पता :- उपहार, नवजीवन कॉम्प्लेक्स, मवानी सिंह मार्ग, नौ-स्क्रीन, जयपुर-302001 सम्पर्क 0141 - 2221694, 2-21960 (टेली/फैक्स)
ई-मेल mdm-rj@nic.in / rajmdm@rediffmail.com
G/Mid Day Meal 2011/Hindi Letters 2011

- चर्चा के दौरान गत वर्ष की तुलना में इस वर्ष विद्यालयों में घटते नामांकन पर अध्यक्ष महोदय द्वारा चिन्ता व्यक्त की गई तथा समुचित प्रयास किये जाने की आवश्यकता जताई गई।
- बैठक में श्री अजीत सिंह, जिला प्रमुख, दौसा द्वारा अनिर्मित एवं अधूरे पड़े रसोईघरों को शीघ्र पूर्ण कराने के प्रयास किए जाने का सुझाव दिया गया। साथ ही उन्होंने अवगत कराया कि पूर्व के वर्षों में स्वीकृत इकाई लागत राशि रु. 60,000 में इनका निर्माण होना संभव नहीं है, जिस पर समस्त सदस्यों द्वारा सहमति व्यक्त की गई।
इस पर अति. मुख्य सचिव महोदय द्वारा अन्य विभागीय योजनाओं से डवटेल कर इनको पूर्ण कराये जाने के संबंध में आवश्यक आदेश पृथक से जारी किये जाने का आश्वासन दिया गया।
- बैठक में जिला प्रमुख दौसा द्वारा मिड डे मील का कार्य अन्नपूर्णा महिला सहकारी समितियों को अधिक से अधिक दिए जाने का सुझाव दिया गया।
- केन्द्रीयकृत रसोईघरों की समीक्षा के दौरान गत बैठक में लिये गये निर्णय की पालना में वर्ष 2012-13 में इनके कार्यक्षेत्र की सीमा में कमी कर लाभान्वित विद्यालयों की संख्या को कम किए जाने पर संतोष व्यक्त किया गया।
- MDM MIS में डाटा फीडिंग कार्य संतोषजनक पाया गया।
- साथ ही पोषण विशेषज्ञों द्वारा यह भी सुझाव दिया गया कि कार्यक्रम अन्तर्गत विद्यालयों में पोषाहार तैयार करने में काम आने वाली सब्जियों (गाजर, मूली, शलजम, गोबी आदि) के पत्तों जिन्हें हम कचरे के रूप में फैंक देते हैं, को धूप में सुखाकर सब्जी में चूर्ण के रूप में डालने हेतु सुझाव दिया गया जिस पर अति. मुख्य सचिव महोदय द्वारा बताया गया कि विद्यालय स्तर पर ऐसा करना संभव नहीं है। इस कार्य में बहुत श्रम एवं रख-रखाव की आवश्यकता होगी।
- राज्य में बारां जिले के आदिवासी बाहुल्य किशनगंज एवं शाहबाद ब्लॉक के विद्यार्थियों के लिए कुपोषण की समस्या को दूर करने हेतु इनके खाद्यान्न की मात्रा 1 जनवरी, 2013 से दोगुनी कर दी गई जो निरंतर जारी है, जिसकी सभी सदस्यों द्वारा सराहना की गई।
साथ ही इस पहल में भारत सरकार को उनके आनुपातिक सहयोग के लिए लिखे जाने के निर्देश अध्यक्ष महोदय द्वारा प्रदान किये गये।
- चतुर्थ संयुक्त रिव्यू मिशन (28 जनवरी-4 फरवरी 2013) की सुझाव/सिफारिशों पर समिति द्वारा विचार किया गया जो निम्न है :-

क्र. सं.	सुझाव/सिफारिश	निर्णय
1.	विद्यालयों में राशि समय पर पहुंचाने के लिए E-Transfer सुविधा तथा मिड डे मील का अलग से खाता संधारित हो।	जिलों को निर्देश जारी किए जावें।
2.	विद्यालयों में मिड डे मील के समुचित रिकॉर्ड संधारण हेतु प्रभारी शिक्षकों को जिला स्तर पर प्रशिक्षण दिया जावे।	सर्व शिक्षा अभियान के प्रशिक्षण अन्तर्गत इसको सम्मिलित किये जाने के बारे में योजना बनाने हेतु शासन सचिव, शिक्षा विभाग को कहा गया।

3.	जिला रसद अधिकारी द्वारा विद्यालयों तक खाद्यान्न की समय पर नियमित आपूर्ति सुनिश्चित की जावे। मुख्य कार्यकारी अधिकारी, जिला परिषद इसकी मॉनीटरिंग करें।	दूरस्थ क्षेत्र विशेष में, जहां खाद्यान्न की आपूर्ति समय पर नहीं हो पा रही हो, उसके बारे में सूची सहित पृथक से नोट बनाकर खाद्य विभाग को भेजा जावे।
4.	नामांकित और लाभान्वित विद्यार्थियों के अनुपात में अन्तर का कारण ठहराव का कम होना है, जिसे सुनिश्चित किया जावे।	शिक्षा विभाग को आवश्यक कार्यवाही के निर्देश प्रदान किए गये।
5.	कुछ कम हेल्पर को E-Transfer के माध्यम से भुगतान किए जाने पर भुगतान में विलम्ब को रोका जा सकेगा।	फिलहाल विचार किया जाना सम्भव नहीं है।
6.	केन्द्रीयकृत रसोईघर की सेवाएं संतोषजनक नहीं हैं। साथ ही इनसे लाभान्वित विद्यालयों में भोजन परोसने एवं बर्तन सफाई कार्य हेतु हैल्प्स को लगाया जाना चाहिए।	गुणवत्ता सुनिश्चित करने के लिए समय-समय पर समीक्षा कर इनके कार्यक्षेत्र में कमी करने हेतु आवश्यक कार्यवाही हेतु जिला कलक्टर्स को अधिकृत किया जा चुका है। केन्द्रीयकृत रसोईघरों से लाभान्वित विद्यालयों में 10 हजार हैल्प्स की सेवाएं लेने का प्रस्ताव वार्षिक प्लान 2013-14 में शामिल किया जावे।
7.	विद्यार्थियों को गुणवत्तायुक्त भोजन सुनिश्चित करने के लिए केन्द्रीयकृत रसोईघर एवं राज्य सरकार Food Testing Laboratories की सेवाएं ले सकते हैं।	विभाग द्वारा इसकी संभावनाओं पर विचार किया जावे।
8.	शाला स्वास्थ्य कार्यक्रम अन्तर्गत IFA (आयरन फॉलिक एसिड) एवं डिवॉमिंग टेबलेट्स निर्धारित समयान्तराल पर विद्यार्थियों को उपलब्ध करायी जावें।	चिकित्सा एवं स्वास्थ्य विभाग द्वारा अवगत कराया गया कि टेबलेट्स समय पर उपलब्ध करायी जा रही है।
9.	निर्धूम चूल्हा और सोलर-कुकर के प्रयोग पर आवश्यक विचार किया जावे।	विभाग द्वारा इसकी संभावनाओं पर विचार किया जावे।
10.	दाल और खाद्य तेल को सार्वजनिक वितरण प्रणाली (PDS) के माध्यम से विद्यालयों को उपलब्ध कराने पर विचार किया जाना चाहिए।	सार्वजनिक वितरण प्रणाली (PDS) में खाद्य सामग्री राशन कार्ड के माध्यम से वितरित की जाती है। अतः सुझाव अस्वीकार किया गया।
11.	मेन्यू में निर्धारित "दाल-सब्जी युक्त खिचड़ी" में दाल की मात्रा पर्याप्त होनी चाहिए।	जिलों को लिखा जावे।
12.	मेन्यू एवं MDM - Logo प्रदर्शित हो।	जिलों को लिखा जावे।
13.	समुदायिक सहभागिता बढ़ाने के प्रयास हों।	जिलों को लिखा जावे।
14.	MIS में समय पर डाटा फीडिंग सुनिश्चित की जावे।	जिलों को लिखा जावे।

(P C-4)C.LsLMDM Imp. Not-III 01-10-2012 docx

- 151 -

पता :- उपकार, नवजीवन कॉम्प्लेक्स, मन्दीरी सिंह मार्ग, सी-स्क्रीम, जयपुर-302001
ई-मेल mdm-tj@nic.in / rajmdm@rediffmail.com
G/Mid Day Meal 2011/Hindi Letters 2011
278

15.	खराब प्रदर्शन वाले जिलों में राज्य स्तरीय रिच्यू मिशन की आवश्यकता है।	विभाग कार्य योजना प्रस्तुत करें।
16.	राज्य सरकार को स्वतंत्र संस्थाओं के माध्यम से योजना का मूल्यांकन अध्ययन करवाना चाहिए।	विभाग कार्य योजना प्रस्तुत करें।

अंत में मिड डे मील कार्यक्रम की वार्षिक कार्य योजना एवं बजट वर्ष 2013-14 को सनिति द्वारा सर्वसम्मति से अनुमोदित किया गया।

साथ ही अति. मुख्य सचिव महोदय द्वारा बैठक में लिए गये सभी महत्वपूर्ण निर्णयों पर कार्यवाही करने के निर्देश देते हुए बैठक सधन्यवाद समाप्त की गई।

उपायुक्त
आयुक्तालय, मिड डे मील, जयपुर

राजस्थान सरकार
आयुक्तालय
राष्ट्रीय पोषाहार सहायता कार्यक्रम
(Mid Day Meal Scheme)



एक 4(192) ग्रा.वि./एमडीएन/वार्षिक कार्य योजना (AWP)रुहरिया/2013-14 7c

दिनांक 2-05-2013

जिला कलक्टर,
जिला समस्त।

विषय:- जिले में स्थित दूरस्थ विद्यालयों सहित समस्त विद्यालयों में समय पर खाद्यान्न की आपूर्ति बाबत।

महोदय,

उपरोक्त विषयान्तर्गत माननीय मुख्य सचिव महोदय, राजस्थान की अध्यक्षता में मिड डे मील की राज्य स्तरीय समीक्षा एवं संचालन समिति की दिनांक 8.4.2013 को आयोजित बैठक में दिए गए निर्देशों की पालना में निवेदन है कि आपके जिले में स्थित दूरस्थ विद्यालयों सहित समस्त विद्यालयों में समय पर खाद्यान्न की आपूर्ति चुनिंदा करने हेतु जिला रसद अधिकारी को निर्देशित करने का श्रम करें।

साथ ही निर्देशानुसार निवेदन है कि कृपया अवगत करावें कि वर्ष 2012-13 में आपके जिले में ऐसे कौन-कौन से विद्यालय (दूरस्थ सहित) हैं, जिनमें पोषाहार परिवहनकर्ताओं द्वारा समय पर खाद्यान्न आपूर्ति नहीं की गई ? सूचना ब्लॉकवार, विद्यालय के सम्पूर्ण विवरण-यथा-विद्यालय का नाम, अवधि, पोषाहार परिवहनकर्ता का विवरण सहित शीघ्र उपलब्ध करवाने का श्रम करावें, ताकि उक्त बैठक में लिए गए निर्णयानुसार आवश्यक कार्रवाई हेतु खाद्य विभाग को लिखा जा सके।

भवदीय
2/5/2013
c/c (देवकी नन्दन शर्मा)
उपायुक्त

पता - उपहार, नवजीवन कॉम्प्लेक्स, मवानी सिंह मार्ग, ली-स्कूल, जयपुर-302001. सम्पर्क : 0141 - 2221694, 2-21980 (देली/पेक्षा).
ई-मेल mdm-rj@nic.in / rajmdm@rediffmail.com
G/Mid Day Meal 2011/Hindi Letters 2011
278

MID Day Meal Scheme

राजस्थान सरकार
पंचायती राज विभाग
राष्ट्रीय पोषाहार सहायता कार्यक्रम
(Mid Day Meal Scheme)



मध्यह्न योजना योजना
Mid day Meal Scheme

जयपुर, दिनांक: 08/05/11

एफ.4 (192) (6) ग्रावि/एमडीएम/वार्षिक कार्य योजना (AWP&B)/2013-14/ 79

जिला कलक्टर,
जिला समस्त।

मुख्य कार्यकारी अधिकारी,
जिला परिषद – समस्त।

विषय : मिड डे मील कार्यक्रम की राज्य स्तरीय समीक्षा एवं संचालन समिति की बैठक में महोदय, लिए गए निर्णयों की अनुपालना बाबत।

उपरोक्त विषयान्तर्गत लेख है कि माननीय मुख्य सचिव, राजस्थान की अध्यक्षता में मिड डे मील की राज्य स्तरीय समीक्षा एवं संचालन समिति दिनांक 08.04.2013 को आयोजित बैठक में मिड डे मील कार्यक्रम के प्रभावी क्रियान्वयन हेतु लिये गये महत्वपूर्ण निर्णयों की पालनार्थ निम्न निर्देश प्रदान किये जाते हैं :-

1. विद्यालय प्रबन्ध समितियों द्वारा मिड डे मील योजना के लिए पृथक से खाता संचारित किया जावे।
2. विद्यालयों में राशि समय पर उपलब्ध हो, इस हेतु जिला स्तर से राशि E-Transfer सुविधा के माध्यम से सीधे ही विद्यालय प्रबन्ध समिति के खाते में हस्तांतरित करने की व्यवस्था की जावे, जिसकी सूचना संबंधित ब्लॉक प्रारम्भिक शिक्षा अधिकारी (BEEO) को दी जावे।
3. मिड डे मील मेन्यू में निर्धारित "दाल-सब्जी युक्त खिचड़ी" में दाल की मात्रा पर्याप्त सुनिश्चित करावें।
4. विद्यालयों में यथा स्थान मिड डे मील मेन्यू एवं MDM - Logo आवश्यक रूप से प्रदर्शित किए जावे।
5. विद्यालय प्रबन्ध समिति के माध्यम से सामुदायिक सहभागिता बढ़ाने के प्रयास हो जिससे मिड डे मील योजना के सफल क्रियान्वयन हेतु अधिक से अधिक सुझाव प्राप्त हो सकें।
6. MIS में समय पर डाटा फीडिंग सुनिश्चित की जावे।

उक्त निर्देशों की पालना सुनिश्चित किए जाने हेतु सन्बन्धित को निर्देशित करने का श्रम करें।

भवदीय

(सी. एस. राजन)
अति० मुख्य सचिव,
ग्रा०वि० एवं पं०रा०वि०

प्रतिलिपि निम्न को सूचनार्थ एवं आवश्यक कार्यवाही हेतु प्रेषित है :-

1. निजी सचिव, अतिरिक्त मुख्य सचिव, ग्रा.वि. एवं पं राज विभाग।
2. जिला शिक्षा अधिकारी, प्रारम्भिक/माध्यमिक शिक्षा, जिला समस्त।
3. ब्लॉक प्रारम्भिक शिक्षा अधिकारी, प्रारम्भिक शिक्षा, पंचायत समिति समस्त।

सहायक,
मिड डे मील

पता :- नवजीवन कॉम्प्लेक्स, भवान सिंह मार्ग, सी-स्कीन, जयपुर-302001. सम्पर्क 0141 - 2221694 2221960 (टेली / फ़ैक्स)
ई-मेल mdm-rj@nic.in /rajmdm@rediffmail.com

राजस्थान सरकार

आयुक्तालय
राष्ट्रीय पोषाहार सहायता कार्यक्रम
(Mid Day Meal Scheme)



क्रमांक एफ 4(192)(6)ग्रा.वि./एनडीएम/वार्षिक कार्य योजना(AWP&B)/2013-14/ 235

जयपुर दिनांक. 24/6/13

शासन सचिव,
प्रारम्भिक शिक्षा,
राजस्थान, जयपुर।

विषय :- मिड डे मील कार्यक्रम की राज्य स्तरीय समीक्षा एवं संचालन समिति आयोजित बैठक दिनांक 08.04.2013 का कार्यवाही विवरण।


संदर्भ :- विभागीय समसंख्यक पत्र क्रमांक 34 दिनांक 17.04.2013 के क्रम में 187/c

महोदय,

उपरोक्त संदर्भित पत्र के माध्यम से दिनांक 08.04.2013 को मा. मुख्य सचिव, राजस्थान की अध्यक्षता में आयोजित राष्ट्रीय पोषाहार सहायता कार्यक्रम (मिड डे मील कार्यक्रम) की राज्य स्तरीय समीक्षा एवं संचालन समिति की बैठक का कार्यवाही विवरण पत्र के साथ संलग्न कर आवश्यक कार्यवाही हेतु प्रेषित किया गया था जिसके संबंध में आप द्वारा आदिनांक तक किसी प्रकार की सूचना से विभाग को अवगत नहीं करवाया गया है।

अतः आप उक्त बैठक के कार्यवाही विवरण में संयुक्त रिव्यू मिशन (28 जनवरी-4 फरवरी, 2013) की सुझाव/सिफारिशों पर समिति द्वारा दिए गए विचारों के बिन्दु संख्या 2 एवं 4 के पालना के सम्बन्ध में विभाग को अवगत कराने का श्रम करें जिससे कि उक्त-बैठक के निर्णयों की पालना से माननीय मुख्य सचिव महोदय को अवगत कराया जा सके।

भवदीया


(प्रमिला चुराणा)
आयुक्त

पता :- नवजीवन कॉम्प्लेक्स, भवानी सिंह मार्ग, सी-स्क्रीम, जयपुर-302001. सम्पर्क : 0141 - 2221694, 2221960 (टेली/फैक्स)
ई-मेल mdm-rj@nic.in/rajmdm@rediffmail.com
(P C-4)C:\Ls\New Letter (May) 01-01-2013 doc - 182 -

राजस्थान सरकार

आयुक्तालय
राष्ट्रीय पोषाहार सहायता कार्यक्रम
(Mid Day Meal Scheme)



क्रमांक एफ 4(192)(6)ग्रा.वि/एमडीएम/वार्षिक कार्य योजना(AWP&B)/2013-14/ 235

जयपुर दिनांक: 24/6/13

शासन सचिव,
प्रारम्भिक शिक्षा,
राजस्थान, जयपुर।

विषय :- मिड डे मील कार्यक्रम की राज्य स्तरीय समीक्षा एवं संचालन समिति
आयोजित बैठक दिनांक 08.04.2013 का कार्यवाही विवरण।


संदर्भ :- विभागीय समसंख्यक पत्र क्रमांक 34 दिनांक 17.04.2013 के क्रम में 187/2

महोदय,

उपरोक्त संदर्भित पत्र के माध्यम से दिनांक 08.04.2013 को मा. मुख्य सचिव,
राजस्थान की अध्यक्षता में आयोजित राष्ट्रीय पोषाहार सहायता कार्यक्रम (मिड डे मील कार्यक्रम) की
राज्य स्तरीय समीक्षा एवं संचालन समिति की बैठक का कार्यवाही विवरण पत्र के साथ संलग्न कर
आवश्यक कार्यवाही हेतु प्रेषित किया गया था जिसके संबंध में आप द्वारा आदिनांक तक किसी प्रकार
की सूचना से विभाग को अवगत नहीं करवाया गया है।

अतः आप उक्त बैठक के कार्यवाही विवरण में संयुक्त रिप्यू मिशन (28 जनवरी-4
फरवरी, 2013) की सुझाव/सिफारिशों पर समिति द्वारा दिए गए विचारों के बिन्दु संख्या 2 एवं 4 के
पालना के सम्बन्ध में विभाग को अवगत कराने का श्रम करें जिससे कि उक्त बैठक के निर्णयों की
पालना से माननीय मुख्य सचिव महोदय को अवगत कराया जा सके।

भवदीया


(प्रमिला सुराणा)
आयुक्त

राजस्थान सरकार
निदेशालय
राष्ट्रीय पोषाहार सहायता कार्यक्रम
(Mid Day Meal Scheme)



क्रमांक एक 4(308)पराज/एनडीएम/रिव्यू मिशन/ 2012-13/ 814

जयपुर दिनांक : 22/11/12

:: आज्ञा ::

मानव संसाधन विकास मंत्रालय, भारत सरकार के निर्देशानुसार एवं माननीय मुख्य सचिव महोदय की अध्यक्षता में मिड डे मील योजना की समीक्षा हेतु गठित राज्य स्तरीय समीक्षा एवं संचालन समिति की बैठक में लिये गये निर्णय की पालना में राज्य में मिड डे मील योजना की समीक्षा हेतु राज्य स्तरीय रिव्यू मिशन का गठन निम्नानुसार किया जाता है :-

क्र.सं.	पद	विवरण
1.	अध्यक्ष	निदेशक, मिड डे मील
2.	सदस्य	उप शासन सचिव, प्रारम्भिक शिक्षा, राजस्थान सरकार (आयोजना)
3.	सदस्य	संयुक्त निदेशक, एकीकृत बाल विकास सेवाएं (ICDS), चिकित्सा एवं स्वास्थ्य विभाग, राजस्थान सरकार
4.	सदस्य	प्रोफेसर, गृह विज्ञान विभाग, राजस्थान विश्वविद्यालय या सम्बद्ध महाविद्यालय
5.	सदस्य	पोषण विशेषज्ञ, यूनिसेफ
6.	सदस्य सचिव	उप निदेशक (क्रियान्वयन एवं मूल्यांकन), मिड डे मील

उक्त सदस्यों का मनोनयन राज्य सरकार द्वारा अनुमोदित है।

राज्य स्तरीय रिव्यू मिशन द्वारा राज्य में मिड डे मील कार्यक्रम की समीक्षा हेतु वर्ष में छः माह के अंतराल में दो जिलों का दौरा किया जावेगा।

(बद्री नारायण)
निदेशक

प्रतिलिपि वास्ते सूचनार्थ एवं पालथार्थ प्रेषित है :-

1. निजी सचिव, अति. मुख्य सचिव, ग्रामीण विकास एवं पंचायती राज विभाग, राजस्थान सरकार।
2. निजी सचिव, शासन सचिव, पंचायती राज विभाग, राजस्थान सरकार।
3. निजी सचिव, प्रमुख शासन सचिव, स्कूल एवं सस्कृत शिक्षा विभाग, राजस्थान सरकार।
4. निजी सचिव, निदेशक, एकीकृत बाल विकास सेवाएं (ICDS), चिकित्सा एवं स्वास्थ्य विभाग, राजस्थान सरकार।
5. जिला कलक्टर, जिला समस्त।
6. निजी सचिव, कुलपति, राजस्थान विश्वविद्यालय, राजस्थान जयपुर।
7. निजी सचिव, निदेशक, कॉलेज शिक्षा, राजस्थान जयपुर।
8. उप निदेशक (क्रियान्वयन एवं मूल्यांकन), मिड डे मील, राजस्थान जयपुर।
9. उप शासन सचिव, प्रारम्भिक शिक्षा, राजस्थान सरकार (आयोजना)।
10. संयुक्त निदेशक, एकीकृत बाल विकास सेवाएं (ICDS), चिकित्सा एवं स्वास्थ्य विभाग, राजस्थान सरकार।
11. मुख्य कार्यकारी अधिकारी, जिला परिषद समस्त।
12. प्रोफेसर, गृह विज्ञान विभाग, राजस्थान विश्वविद्यालय या सम्बद्ध महाविद्यालय, राजस्थान जयपुर।
13. पोषण विशेषज्ञ, यूनिसेफ, राजस्थान जयपुर।
14. निजी सचिव, निदेशक (मिड डे मील), स्कूल एवं साक्षरता विभाग, मानव संसाधन विकास मंत्रालय, भारत सरकार, नई दिल्ली।

निदेशक
मिड डे मील

पता :- नवजीवन कॉम्प्लेक्स, भवानी सिंह मार्ग, सी-स्कीम, जयपुर-302001, फ़ोन : 0141 - 2221694, 2221960 (देली/फैक्स)
ई-मेल mdm-ri@nic.in, rauidm@rediffmail.com

List of the visited Schools in Baran & Bundi Districts

S.no	District Name	Block	Name of School	Mobile No. of Head Master/Head Teacher
1	2	3	4	5
1	Baran	Baran	P.S. Balam	9571306299
2	Baran	Baran	Govt. Sanskrit Schools, Balam	9460941377
3	Baran	Baran	Govt. UP. Dalutpura	9414331502
4	Baran	Baran	P.S. Iklera	9649284365
5	Baran	Baran	UPS Amapura	8560813860
6	Baran	Baran	GUPS Nabin Bara	9413469794
7	Baran	Baran	UP Govt. MS, Iklera	9667198332
8	Baran	Anta	PS Palitha	9460454652
9	Baran	Anta	MS Nagda	9462728828
10	Baran	Anta	UPS Amakijhopdiyan	9414662005
11	Baran	Anta	PS Nagda	9929874331
12	Baran	Anta	Govt. Boys SSS Palaitha	--
13	Baran	Anta	Girls SS Palaitha	9829193978
14	Baran	Kishanganj	Govt. S.S. Ranibarod	9828892796
15	Baran	Kishanganj	GPS Garighata	9413653306
16	Baran	Kishanganj	UPS Rampuriya Jagir	--
17	Baran	Kishanganj	Govt. UPS Girsl Bhanwargarh	9829532791
18	Baran	Kishanganj	PS Ganeshpura	9928178975
19	Baran	Shabhad	UPS Samarniya Girls	9602754292
20	Baran	Shabhad	UPS Samarniya	9001548366
21	Baran	Shabhad	UP Kelwada	--

S.no	District Name	Block	Name of School	Mobile No. of Head Master/Head Teacher
1	2	3	4	5
22	Baran	Shabhad	PS Kelwada	9680889612
23	Baran	Shabhad	UPS Samlifatak	9784410553
24	Bundi	Nainwa	Govt. Sr. Secondary School, Jaitpur	9950743078
25	Bundi	Nainwa	P.S. Jaitpur	7568827833
26	Bundi	Nainwa	UPS Bulika Dei	9460967591
27	Bundi	Nainwa	Govt. Secondary Naveen Dei	9602108008
28	Bundi	Nainwa	PS Mahadpur	9829007182
29	Bundi	Nainwa	Govt. S.S. Schools Motipura	9166698360
30	Bundi	K-Patan	MS Kodija	7568049024
31	Bundi	K-Patan	MS Chadi	9799966099
32	Bundi	K-Patan	UPS Sugar Mill	9829289321
33	Bundi	K-Patan	MS Gudli	--
34	Bundi	K-Patan	PS Gudli	9494938455
35	Bundi	K-Patan	PS Radi	9784286497
36	Bundi	K-Patan	MS Radi	9460081585
37	Bundi	Hindoli	Govt. UPS Ashok Factory	9413860613
38	Bundi	Hindoli	UPS Shivraj Nagar	8823932210
39	Bundi	Hindoli	UPS Sanskrit School	9413129179
40	Bundi	Bundi	PS Baldevpura	9783818545
41	Bundi	Bundi	PS Kalbeliya Busty	7665912882
42	Bundi	Bundi	UPS Ganpat Pura	9460275645
43	Bundi	Bundi	MS Rajwas	9413075479

राजस्थान सरकार
ग्रामीण विकास एवं पंचायती राज विभाग
(मिड डे मील कार्यक्रम)

क्रमांक एफ 4(220) ग्रा0वि0/एमडीएम/दिशा-निर्देश/08/4274

जयपुर दिनांक: 24.5.2010

1. जिला कलक्टर,
जिला समस्त।
2. मुख्य कार्यकारी अधिकारी
जिला परिषद समस्त।

विषय :- मिड डे मील कार्यक्रम अन्तर्गत कुक कम हेल्पर का सहयोग लेने बाबत।

प्रसंग :- विभागीय समसख्यंक पत्र क्रमांक 3981 दिनांक 23.03.2010 एवं 4047 दिनांक 05.4.2010

महोदय,

मिड डे मील कार्यक्रम के सफल संचालन के लिए नवीन दिशा-निर्देश दिनांक 23.3.2010 को जारी किए गए थे, में आंशिक संशोधन करने हेतु दिनांक 5.4.2010 को विभाग द्वारा पुनः निर्देश दिए गए थे कि कुक कम हेल्पर के सहयोग के सम्बन्ध में विस्तृत दिशा-निर्देश निकट भविष्य में जारी किए जा रहे हैं। ऐसी स्थिति में दिनांक 23.3.2010 के दिशा-निर्देशों पर अभी अमल नहीं करें। "शाला प्रबन्धन समिति" (SMC) जो विद्यालयों में विद्यार्थियों के लिए मिड डे मील स्कीम के अन्तर्गत गर्म भोजन की व्यवस्था करने हेतु जिम्मेदार है, के द्वारा कुक कम हेल्पर की सेवाएं मानदेय पर उक्त प्रयोजन हेतु हायरिंग पर ली जावेगी :-

1. कुक कम हेल्पर की परिभाषा एवं मासिक मानदेय :-

कुक कम हेल्पर से अभिप्राय उस व्यक्ति/महिला से है जिसका निश्चित मानदेय पर राजकीय विद्यालयों, राजकीय अनुदानित विद्यालयों एवं मदरसों में मिड डे मील कार्यक्रम के अन्तर्गत विद्यार्थियों के लिए दोपहर का भोजन बनाने के लिए सहयोग लिया जावेगा। राजकीय या राजकीय अनुदानित विद्यालयों एवं मदरसों में विद्यार्थियों के लिए मिड डे मील कार्यक्रम के अन्तर्गत मध्याह्न भोजन पकाने के लिए जिन व्यक्ति/व्यक्तियों का निश्चित मानदेय पर सहयोग लिया जावेगा उसका सुपरविजन "शाला प्रबन्धन समिति" (SMC) द्वारा किया जाएगा एवं शाला प्रबन्धन समिति (SMC) द्वारा ही भोजन पकाने वाले व्यक्तियों को निर्धारित मासिक मानदेय देय होगा जिसकी प्राप्ति रसीद सेवा प्रदाता से प्राप्त करेंगी।

पता :- नवजीवन कॉम्प्लेक्स भवानी सिंह मार्ग सी-स्कीम जयपुर-302004 फ़ोन : 0141-2221401, 2221060 (रेजी 1/द्वारा)

2. राजकीय विद्यालयों में भोजन पकाने से सम्बन्धित व्यवस्थाएं :-

1. विद्यालयों के छात्रों का भोजन पकाने के लिए जिन व्यक्ति/व्यक्तियों का सहयोग लिया जाएगा। उनसे किसी भी प्रकार के प्रार्थना-पत्र इस कार्य हेतु एंगेज करने बाबत प्राप्त नहीं किए जाएंगे, न ही इस सम्बन्ध में किसी प्रकार के नोटिस एवं विज्ञप्ति जारी की जावेगी और न ही किसी प्रकार के उक्त कार्य देने सम्बन्धी आदेश जारी किए जावेंगे और न ही किसी प्रकार नामजद नियुक्ति सम्बन्धी आदेश जारी किया जावेगा।
2. नवीन दिशा-निर्देशानुसार प्रत्येक विद्यालय में बतौर खाना बनाने में सहयोग लिए जाने वाले व्यक्ति (कुक कम हेल्पर) को 1000/- रु. प्रतिमाह की निश्चित राशि मानदेय के रूप में प्रदान की जावेगी। भोजन पकाने में सहयोग देने वाले व्यक्ति की संख्या विद्यालय में विद्यार्थियों के दर्ज नामांकन पर आधारित कर दी गई है। जो निम्नानुसार हैं :-

क्र.सं.	विद्यालय में मिड डे मील हेतु पात्र नामांकित छात्र	संख्या (कुक कम हेल्पर)
1.	1-50	1
2.	51-150	2
3.	150 से अधिक	3 (अधिकतम)

3. शाला प्रबन्धन समिति (SMC) द्वारा मानदेय पर हायरिंग पर सेवाएं लेने वाले व्यक्ति के मानदेय की राशि 1000/- रु. का भुगतान या निर्धारित संख्या से अधिक नामांकित छात्रों की संख्या के अनुपात में सेवा प्रदाता के जरिए **कुक कम हेल्पर को बाउचर पर मानदेय दिया जाएगा**। किसी भी स्थिति में किसी भी बैंक में खाता नहीं खुलवाया जाएगा और न ही इसके अतिरिक्त अन्य व्यवस्था अपनाई जावेगी।
4. शाला प्रबन्धन समिति (SMC) यह सुनिश्चित करेगी कि कुक कम हेल्पर को 1000/- रु. की राशि का भुगतान मानदेय के रूप में सेवा प्रदाता द्वारा दिया जाता है एवं किसी भी प्रकार की कटौती निर्धारित मानदेय राशि से नहीं की जावेगी। सेवा प्रदाता को किसी भी प्रकार की अतिरिक्त राशि का भुगतान नहीं किया जावेगा। मिड डे मील योजना भारत सरकार की फ्लेग शिप योजना है जो आयोजना मद के अन्तर्गत चल रही है। इस स्थिति में प्रत्येक नागरिक का कर्तव्य है कि वह इसके सफल संचालन में रुचि दिखावे और सहयोग दे।
5. कुक कम हेल्पर जो विद्यार्थियों के लिए केवल मध्याह्न में ही गर्म भोजन तैयार करेंगे और भोजन व्यवस्थित रूप से छात्रों को उपलब्ध करवाएंगे, को निश्चित मानदेय 1000/- रु. प्रतिमाह राशि पर रखने और हटाने का अधिकार शाला प्रबन्धन समिति (SMC) को होगा। **इस कुक कम हेल्पर को लगाने और हटाने के सम्बन्ध में किसी प्रकार का लिखित आदेश शाला प्रबन्धन समिति (SMC) द्वारा नहीं दिया जाएगा और न ही इस सम्बन्ध में प्रधानाध्यापक या अन्य अध्यापक किसी प्रकार के आदेश जारी करेंगे।**

Mphr

6. राजकीय विद्यालयों में मध्याह्न का भोजन पकाने हेतु जो कुक कम हेल्पर का निश्चित मानदेय पर सहयोग लिया जाएगा उस व्यक्ति की न्यूनतम आयु 18 वर्ष होनी चाहिए और शारीरिक रूप से कार्य करने में सक्षम होना चाहिए।
7. राजकीय विद्यालयों में खाना बनाने के लिए प्रतिमाह मानदेय पर जिन व्यक्तियों का सहयोग लिया जाएगा उसमें शाला प्रबन्धन समिति (SMC) इस बात का ध्यान रखेगी कि जिन महिलाओं का सहयोग इस प्रयोजन हेतु लिया जाएगा उसमें विधवा महिला, निराश्रित महिला, तलाकशुदा महिलाओं को प्राथमिकता दी जावेगी। इस क्रम में अनुसूचित जाति/अनुसूचित जनजाति एवं अन्य पिछड़ा वर्ग की महिलाओं को प्राथमिकता दी जावे। इस प्रकार पुरुष प्रत्याशियों में एससी., एसटी, ओबीसी एवं निराश्रित को प्राथमिकता दी जा सकेगी।
8. राजकीय विद्यालयों में विद्यार्थियों का खाना बनाने के लिए जिस व्यक्ति/महिला का सहयोग लिया जाएगा। वह किसी प्रकार की कदिमी (Cronic), संक्रमण एवं त्वचा सम्बन्धी बीमारियों से ग्रसित न हो।
9. शाला प्रबन्धन समिति (SMC) सेवा प्रदाता से उक्त ग्राम के निवासी की सेवाएं उक्त प्रयोजन हेतु प्राप्त करने में प्राथमिकता देगी।
10. गर्म भोजन में छिपकली, कीड़े-मकोड़े, चूहा, गिलहरी या अन्य जहरीला जीव-जन्तु पाये जाने पर कुक कम हेल्पर को जिम्मेदार मानते हुए शाला प्रबन्धन समिति (SMC) द्वारा उस व्यक्ति को तत्काल प्रभाव से हटा दिया जाएगा और उसके स्थान पर नए कुक कम हेल्पर की सेवाएं शाला प्रबन्धन समिति (SMC) द्वारा निर्धारित मानदेय पर हायरिंग पर ले सकेंगी।
11. शाला प्रबन्धन समिति (SMC) द्वारा मानदेय पर भोजन पकाने वाले व्यक्ति की सेवाएं हायरिंग पर ली जाएगी उस सम्बन्ध में शाला प्रबन्धन समिति (SMC) किसी प्रकार की उपस्थिति रजिस्टर मेन्टेन नहीं करेंगी, न ही उपस्थिति रजिस्टर में उपस्थिति दर्ज की जावेगी परन्तु मानदेय पर दिए जाने वाले व्यक्ति की सेवाएं उसकी स्वेच्छा से दी जाने वाली सेवाओं की संज्ञा में मानी जाएगी। इस प्रकार ऐसे कुक कम हेल्पर जिनकी सेवाएं शाला प्रबन्धन समिति (SMC) द्वारा निर्धारित मानदेय पर हायरिंग पर ली जावेगी, का केवल प्रत्येक शैक्षणिक सत्र की समाप्ति तक ही खाना पकाने में सहयोग लिया जा सकेगा। तत्पश्चात् अगले सत्र में शाला प्रबन्धन समिति (SMC) द्वारा खाना पकाने में सहयोग लेने हेतु अन्य व्यक्ति की सेवाएं निर्धारित मानदेय पर हायरिंग पर ली जाएगी।

3. शाला प्रबन्धन समिति (SMC) के कर्तव्य :-

1. विभाग द्वारा प्रत्येक दिनवार जो मीनू विद्यार्थियों के लिए निर्धारित किया हुआ है, के अनुसार विद्यार्थियों के लिए मध्याह्न में गर्म भोजन बनाकर कुक कम हेल्पर के द्वारा समय पर भोजन परोसा जाना सुनिश्चित करेंगी एवं भोजन की गुणवत्ता एवं पूर्ण मात्रा सुनिश्चित करेंगी।

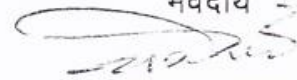
2. राजकीय विद्यालयों में विद्यार्थियों को अपराह्न में जो गर्म भोजन दिया जावेगा उसमें प्राथमिक एवं उच्च प्राथमिक विद्यार्थियों के खाद्यान्न के लिए प्रतिदिन के हिसाब से खाद्य सामग्री की जो मात्रा निर्धारित की हुई है उसके अनुसार भोजन पकाया जाना सुनिश्चित करेंगी।
3. जिन विद्यालयों में आदर्श रसोईघरों का निर्माण हो चुका है। उसी स्थान में खाद्य सामग्री व्यवस्थित रूप से रखी जावेगी और छात्रों के लिए मध्याह्न भोजन आदर्श रसोईघर में ही बनाया जाएगा। किसी भी स्थिति में खुले स्थानों पर भोजन नहीं पकाया जाएगा एवं सम्पूर्ण खाद्य सामग्री को कन्टेनरों में सुरक्षित रूप से रखा जाएगा एवं हर प्रकार के जीव-जन्तुओं से खाद्य सामग्री की रक्षा की जावेगी।
4. शाला प्रबन्धन समिति (SMC) मध्याह्न भोजन पकाने व परोसने के तत्काल पश्चात् बर्तनों की साफ-सफाई एवं रसोईघर की सफाई किया जाना सुनिश्चित करेंगी।
5. शाला प्रबन्धन समिति (SMC) का यह दायित्व होगा कि भोजन बनाने के लिए बाजार से जो सामग्री क्रय की जावेगी जैसे सब्जियां, तेल एवं मसाले आदि वस्तुएं अधिकृत दुकानों से ही खरीदी जावेगी उसकी रसीद भी पत्रावली में सुरक्षित रखी जावेगी, ताकि यह सुनिश्चित किया जा सके जो सामग्री क्रय की जा रही है वह मयाद बाहर नहीं है। फल एवं सब्जियों ताजा काम में ली जावेगी और सब्जियों की सफाई एवं धुलाई भी ठीक प्रकार से की जावेगी।
6. एफसीआई द्वारा उपलब्ध करवाये गए गेहूँ को साफ करने के पश्चात् ही आटा चक्की पर पीसाया जाएगा। पीसाई का कार्य भली-भांति ऐसी आटा चक्की से कराया जावेगा जहाँ मिलावट किया जाना सम्भव नहीं हो एवं किसी भी स्थिति में खराब एवं ईल्ली वाला आटा काम में नहीं लिया जावेगा।
7. शाला प्रबन्धन समिति (SMC) मिड डे मील कार्यक्रम के क्रियान्वयन हेतु विभागीय एवं अन्य अधिकारियों द्वारा दिए गए समस्त निर्देशों की पूर्ण पालना कराया जाना सुनिश्चित करेंगी।
8. विद्यार्थियों को गर्म एवं ताजा भोजन निर्धारित समय पर ही उपलब्ध करवाया जाना सुनिश्चित किया जावेगा।
9. विद्यालयों में नामांकित छात्रों की संख्या के अनुपात में कुक कम हेल्पर की संख्या का निर्धारण किया जाएगा। यदि निर्धारित मापदण्डों से अधिक कुक कम हेल्पर का सहयोग लिया जाता है तो उस पर व्यय की जाने वाली अतिरिक्त राशि (मानदेय) सम्बन्धित शाला प्रबन्धन समिति (SMC) के समस्त सदस्यों में से वसूल की जावेगी और उनके विरुद्ध वैधानिक कार्यवाही अमल में लाई जावेगी।
10. यदि शाला प्रबन्धन समिति (SMC) के सदस्य किसी भी रूप में मानदेय पर लिए गए व्यक्तियों के साथ अनुबन्ध करते हैं या उनकी उपस्थिति दर्ज करवाते हैं या किसी प्रकार का नियुक्ति आदेश या अस्थाई आदेश या

MPH

अंशकालीन आदेश जारी करते हैं या किसी प्रकार की विज्ञप्ति या नोटिस जारी करते हैं तो ऐसी स्थिति में शाला प्रबन्धन समिति (SMC) के सदस्यों के विरुद्ध रेपसर एक्ट एवं अन्य कानूनी प्रावधानों के अन्तर्गत कार्यवाही की जावेगी। इस प्रकार के कर्तव्य के लिए शाला प्रबन्धन समिति (SMC) के सभी सदस्य स्वयं जिम्मेदार होंगे तथा उनसे हर प्रकार की वित्तीय वसूली की जा सकेगी। चूंकि मिड डे मील कार्यक्रम भारत सरकार का एक प्लैक शिप कार्यक्रम है जो भारत सरकार द्वारा दी गई राशि एवं राज्य की अशदान से योजना मद के अन्तर्गत चलाई जा रही है जिसके अन्तर्गत मध्याह्न में बनने वाला भोजन जो शालाओं में विद्यार्थियों को उपलब्ध करवाया जा रहा है उसको पकाने में सहयोग लेने के लिए कुक कम हेल्पर की सेवाएं स्वेच्छा पर शाला प्रबन्धन समिति (SMC) द्वारा हायरिंग पर निर्धारित मानदेय पर भारत सरकार के नॉर्म्स (Norms) के आधार पर ली जा रही है।

11. ग्रीष्मावकाश के दौरान कार्य दिवसों की संख्या के अनुपात में मानदेय का भुगतान किया जावेगा अर्थात् यदि माह मई में 15 दिन तक स्कूल चलता है तो आधा मानदेय देय होगा। माह जून में मिड डे मील न चलने की स्थिति में कोई मानदेय देय नहीं होगा।

भवदीय



(सी.एस.राजन)

प्रमुख शासन सचिव,
ग्रामीण विकास एवं पंचायती
राज विभाग

प्रतिलिपि वास्ते सूचनार्थ :-

1. निजी सचिव, माननीय मंत्री महोदय, ग्रा.वि. एवं पं.राज विभाग।
2. निजी सचिव, जिला प्रमुख समस्त।
3. निजी सचिव, प्रमुख शासन सचिव, वित्त विभाग।
4. निजी सचिव, प्रमुख शासन सचिव, स्कूल एवं संस्कृत शिक्षा विभाग।
5. निजी सचिव, प्रमुख शासन सचिव, खाद्य एवं नागरिक आपूर्ति विभाग।
6. निजी सचिव, प्रमुख शासन सचिव, सहकारिता विभाग।
7. निजी सचिव, प्रमुख शासन सचिव, पं.राज विभाग।
8. निजी सचिव, प्रमुख शासन सचिव, सामाजिक एवं न्याय अधिकारिता विभाग।
9. निदेशक, प्रारम्भिक शिक्षा राजस्थान बीकानेर।
10. निदेशक, माध्यमिक शिक्षा राजस्थान बीकानेर।
11. निदेशक, स्थानीय निकाय विभाग राजस्थान, जयपुर।
12. सचिव, मदरसा बोर्ड, राजस्थान जयपुर।

प्रतिलिपि वास्ते पालनार्थ :-

13. वित्तीय सलाहकार, खाद्य एवं नागरिक आपूर्ति विभाग, शासन सचिवालय, जयपुर।
14. मुख्य लेखाधिकारी, पंचायती राज।
15. जिला रसद अधिकारी, जिला (समस्त)।
16. जिला शिक्षा अधिकारी (प्रा.शि.), जिला (समस्त)।
17. ब्लॉक शिक्षा अधिकारी, (समस्त)।

उप आशुक्त (वित्त)

- (अ) कार्यक्रम का प्रभावी क्रियान्वयन सुनिश्चित करने हेतु जिले की भौगोलिक स्थितियों, कार्यक्रम का कार्य क्षेत्र आदि को दृष्टिगत रखते हुए कार्यक्रम क्रियान्वयन से जुड़े प्रत्येक कार्यालय (जिला कलक्टर, जिला परिषद, जिला शिक्षा अधिकारी, खण्ड शिक्षा अधिकारी पंचायत समिति आदि कार्यालय) में आवश्यक समस्त सेवाएं एक अथवा एक से अधिक संस्थाओं को आउटसोर्स कर दी जाएं। किसी भी स्थिति में प्रशासनिक कुल व्यय एम.एम.ई. व परिवहन मद में प्रशासनिक मद की कुल उपलब्ध राशि से अधिक नहीं होना चाहिए।
- (ब) इसी प्रकार जिला रसद अधिकारी के स्तर पर परिवहन व्यवस्थाओं हेतु आवश्यक समस्त व्यवस्थाएं सुनिश्चित करने के लिए भी सम्पूर्ण सेवाएं आउटसोर्स की जा सकती है। इन व्यवस्थाओं पर होने वाला व्यय परिवहन राशि की प्रशासनिक मद में उपलब्ध राशि से अधिक नहीं होना चाहिए।
- (5) सप्ताह में दिये जाने वाला भोजन :- मिड-डे-मील कार्यक्रम अन्तर्गत दिये जाने वाले भोजन का विवरण निम्नानुसार है :-

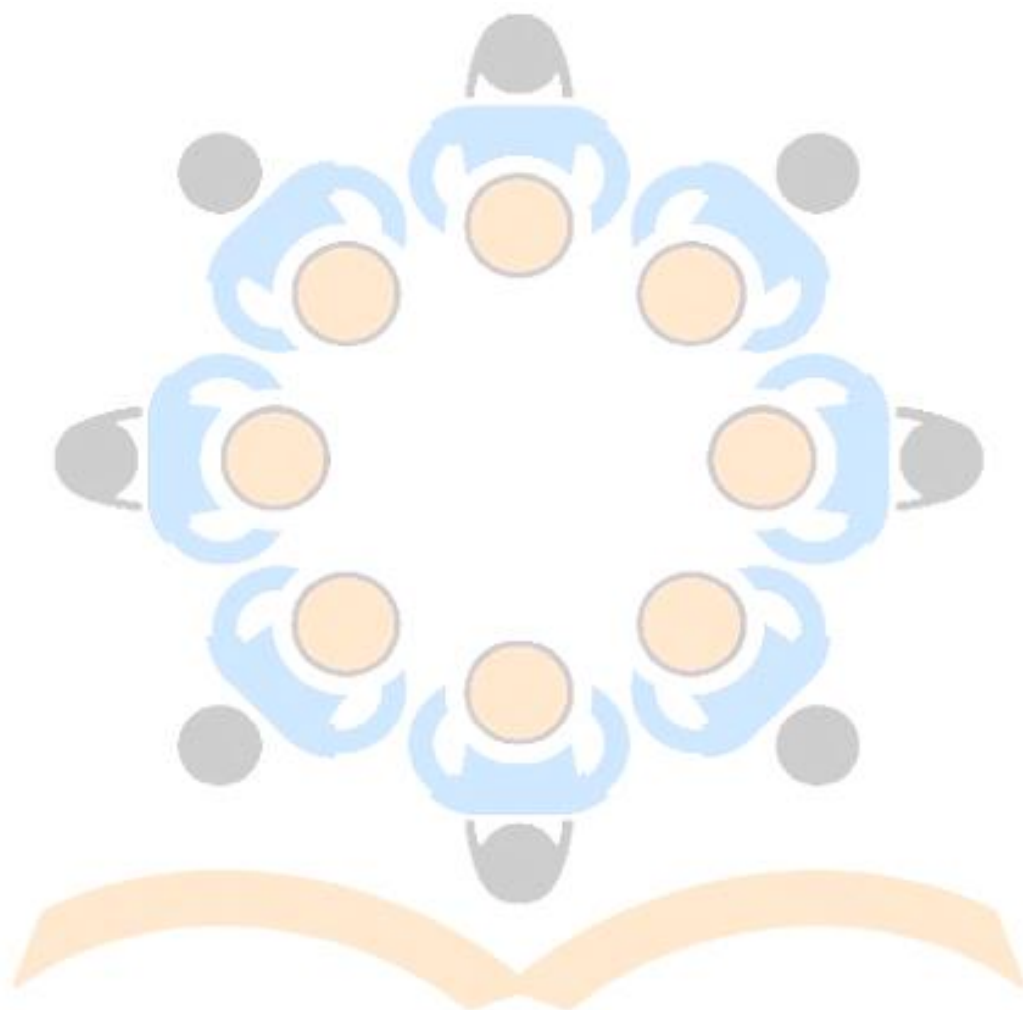
क्र.सं.	वार	भोजन का विवरण
1	सोमवार	रोटी - सब्जी
2	मंगलवार	चावल एवं दाल अथवा सब्जी
3	बुधवार	रोटी - दाल
4	गुरुवार	खिचड़ी (दाल, चावल, सब्जी आदि युक्त)
5	शुक्रवार	रोटी - दाल
6	शनिवार	रोटी - सब्जी

सप्ताह में किसी भी एक दिन स्थानीय मांग के अनुसार भोजन उपलब्ध कराया जा सकता है। इस भोजन में कम से कम कक्षा 1 से 5 तक के लिए 450 कैलोरी, 12 ग्राम प्रोटीन एवं कक्षा 6 से 8 तक के लिए 700 कैलोरी, 20 ग्राम प्रोटीन होना आवश्यक है। सप्ताह में एक दिन छात्रों को फल दिया जाना अनिवार्य होगा।

1. भोजन पकाने में प्रयुक्त होने वाली सामग्री की मात्रा :- प्रतिदिन उपलब्ध कराये जाने वाले भोजन में सामग्री की मात्रा निम्नानुसार होगी :-

क्र. सं.	सामग्री	मात्रा प्रतिदिन / प्रतिछात्र	
		प्राथमिक	उच्च प्राथमिक
1.	खाद्यान्न (गेहूं/चावल)	100 ग्राम	150 ग्राम
2.	दाले	20 ग्राम	30 ग्राम
3.	सब्जी (पत्तीदार सब्जियों सहित)	50 ग्राम	75 ग्राम
4.	तेल	5 ग्राम	7.5 ग्राम
5.	नमक एवं मसाले	आवश्यकतानुसार	आवश्यकतानुसार

2. सप्ताह में दिये जाने वाले व्यंजनों का विवरण, प्रत्येक व्यंजन के लिए आवश्यक सामग्री की मात्रा परिशिष्ट '2' में अंकित है। इसी आवश्यकता के अनुसार दैनिक भोजन बनाया जावे। इस निर्धारित सामग्री से कम मात्रा में सामग्री का उपयोग करना स्पष्ट रूप से योजनान्तर्गत उपलब्ध सहायता का गबन करना माना जावेगा।



मध्याह्न भोजन योजना Mid Day Meal Scheme

MEMORANDUM OF UNDERSTANDING

THIS MEMORANDUM OF UNDERSTANDING between

Chief Executive Officer,
Zila Parishad,
District Baran,
Government of Rajasthan
(hereinafter called the **First Party**)

AND

The Akshaya Patra Foundation
Hare Krishna Hill
West of Chord Road
Rajajinagar
Bangalore-560010

Permanent Address

ESTI Hostel Building
Behind OTS
Nest to Kendriya Vidyalaya
Jhalana Doongri
Jaipur-302004
(hereinafter called the **Second Party**)

Temporary Address

1. The Mid-Day-Meal provided by the Second Party should be wholesome, nutritious meal containing a minimum of 300 cal. & 8- 12 gram protein consisting of Dal Roti or Dal Rice minimum two items on every working day of the schools at the time of interval. There will be no discrimination on the basis of religion, cast and creed in providing cooked meal to eligible children.

2. The First party shall transfer the grains like wheat or rice received by it from the Central Government under Mid-Day-Meal Scheme to the Second Party calculated as 100 gms per child per day for the maximum working school days as per the school calendar of education department.
3. Additionally the First party or its designated authority will provide the Second Party Rs. 1.50 per child per day as conversion charges or the amount as per prevailing rules of Government or Rajasthan.
4. Claims for conversion charges will be submitted by second party to the officer designated by the first party within a week from the end of month. The designated officer shall release the amount by 15th of the month.
5. The grains and conversion charges will be calculated on the basis of actual attendance of children of each month.
(not those who eat?)
6. Additional expenses incurred in preparing & transporting the meal will be borne by the Second Party.
7. The cooked meal should be made available to the school by the Second Party.
8. The transporting vessels shall be arranged by the Second Party and the First party has to arrange the serving vessels and party has to arrange the serving vessels and plates in the schools.
9. The First party shall provide required grains to Second Party, in advance in the last week of the current month for the coming next month.
10. The Second Party shall form the women's group in each village and cook the Mid-Day-Meals for the school children. The monitoring of those kitchens shall be carried out by the second party.

11. The First party will delegate the responsibility / authority in each location to receive the cooked meal and sign on behalf of First party.
12. The delegated authority will ensure distribution of food within school and see the containers are cleaned and ready for handing over to the Second party.
13. Distribution of MDM during school holidays, if required, will be informed well in advance to the Second Party by the First party.
14. If the designated officers from the First party fail to inform the Second Party one day in advance about the school holidays then the First party shall provide the grains and the conversion charges to the Second Party.
15. The serving of the food and cleaning of the area is to be arranged by the First party.
16. The charges of transportation of food grains from FCI to Kitchen of Second party will be reimbursed by concerned Zila Parishad / Nodal Department for transportation, as per GOI norms, if transported by second party.
17. The Second Party will have to take receipt in prescribed performa of the food given to the students present on the day, from the in-charge or the school and such receipts should be kept in records and should be submitted for verification of attendance.
18. The Second Party shall furnish a monthly report on grains lifted from the FCI godown, utilization of food grains, number of schools and children covered to the District Authority for onward transmission to the First party in the Performa prescribed from time to time.
19. The Second Party shall furnish to the First party Annual Report along with audited statement of accounts on the transportation and cooking conversion charges and such other grants received from the First party duly certified by an approved chartered Accountant.
20. The Second Party shall not entrust/sublet the project or divert any part of the assistance (wheat/rice) to another organization/agency.

21. When the First party has reason to believe that the assistance being provided is not being utilized for approved purpose, the same may be stopped, and the assistance provided earlier recovered. The Second Party shall be open to inspection by an officer of the Union Ministry of Human Resource Development and State Government. The Central Government may nominate any person/organization/agency to evaluate the progress/completion of the programme, and the Second Party shall abide by any instructions/directions as may be issued by the Government regarding the implementation of NP-NSPE (Mid-Day-Meal Scheme.)
22. The accounts of the project shall be maintained properly and exclusively and submitted as and when required. The accounts shall be open to check by an officer deputed by the First party or Government of India besides the test check by the Controller & Auditor General of India at his discretion.
23. In the event of dissolution of the Second Party prior to completion of the programme and settlement of accounts of this grant, the responsibility for compliance with the terms and conditions of the assistance shall rest with the concerned District Authority and the assets acquired out this assistance shall revert to the First party.
24. The Second Party shall maintain a stock register (in prescribed Performa) of all assets acquired wholly or substantially out of Government grant. Such grants/assets shall not, without the prior sanction of the Government of India, be disposed of, encumbered, or utilized for purposes other than those for which the grant was given. Should the Second Party cease to exist at anytime, such assets shall revert to the Govt. of India.
25. The Question of violation or breach of the stipulated conditions by the First Party would be decided by the secretary to the Government in Panchayati Raj Department. If the Second party feels aggrieved by the decision of Secretary, Panchayati Raj Department, it would be referred to an arbitrator mutually agreed by both the parties.
26. The second party agrees to do the programme in Shajanbad & Kishanganj Tehsils of Baran District

27. If Government of Rajasthan/Government of India decided to stop implementation of MDM Program due to any reason, then program will be stopped /closed with immediate effect. In such case, first party will not have any responsibility of the infrastructure created by second party.

IN WITNESS WHEREOF both parties have put their hands to this indenture of Memorandum of Understanding on the 15th Dec. 2005 written in the presence of the following witnesses.

WITNESS:

1. *[Signature]*
C-3221 नगर 2106
P.O. LR
2P. Baha

2. *[Signature]*
121 जी 1 टाउन-जीविका /
विभाग नौकरी, नंबर 206-0121

PARTY OF THE FIRST PART

[Signature]
15/12/05
Chief Executive Officer
मुख्य कार्यकारी अधिकारी
Zila Parishad
जिला पार्षद कार्यालय
Government of Rajasthan

PARTY OF THE SECOND PART

[Signature]
R. Govinda Das
Manager (Operation)
The Akshaya Patra Foundation

राजस्थान सरकार
पंचायती राज विभाग

क्रमांक: एफ4(5)(28)परावि/पीसी/गाईडलाईन/2005/2051 जयपुर, दिनांक 31.10.05
जिला कलक्टर (समस्त)
मुख्य कार्यकारी अधिकारी,
जिला परिषद (समस्त)

विषय :- प्रत्येक पंचायत समिति की 2 ग्राम पंचायतों में मिड-डे-मील कार्यक्रम का क्रियान्वयन "अन्नपूर्णा महिला सहकारी समिति" के माध्यम से करवाने बाबत।

उपरोक्त विषयान्तर्गत राज्य सरकार द्वारा यह निर्णय लिया गया है कि 14 नवम्बर, 2005 से प्रत्येक पंचायत समिति की 2 ग्राम पंचायतों में उन पंचायतों के सभी राजकीय, राज्य अनुदानित एवम् शिक्षा गारण्टी केन्द्रों में कक्षा 1 से 5 तक के अध्ययनरत विद्यार्थियों को मिड डे मील सहकारिता विभाग के नियंत्रणाधीन महिला सहकारी समिति द्वारा उपलब्ध करवाया जावे। इस महिला समिति को "अन्नपूर्णा महिला सहकारी समिति" का नाम दिया गया है। इस संबंध में सहकारिता विभाग द्वारा प्रत्येक पंचायत समिति में 2 पंचायतों का चयन कर लिया गया है।

इस संबंध में निम्न निर्देश प्रदान किये जाते हैं:-

1. महिला सहकारी समितियों द्वारा कार्यक्रम का क्रियान्वयन पंचायती राज विभाग द्वारा जारी निर्देशों एवं नियमों के अनुरूप किया जावेगा।
2. 13 नवम्बर, 2005 तक कार्यक्रम के पूर्व व्यवस्था के अनुसार क्रियान्वयन के लिये आवश्यक खाद्यान्न विद्यालय में रखते हुए शेष खाद्यान्न महिला सहकारी समिति को उपलब्ध करवा दिया जावे एवम् इस खाद्यान्न की प्राप्ति रसीद ले ली जावे। भविष्य में इन विद्यालयों के लिये आवंटित खाद्यान्न सहकारिता विभाग के जिला स्तरीय अधिकारियों द्वारा नामित संस्था / अधिकारी को सीधे ही अग्रिम उपलब्ध करवाया जावे एवम् इसकी भी नियमानुसार प्राप्ति रसीद ली जावे।
3. अभी तक भोजन पकाने का कार्य विद्यालयों में स्थित किचन अथवा अन्य व्यवस्था से किया जा रहा था। अतः 100 ग्राम खाद्यान्न से निर्मित भोजन छात्रों को उपलब्ध करवाया जा रहा है। अब प्रस्तावित व्यवस्था में महिला सहकारी समितियों द्वारा भोजन यथासम्भव किसी एक विद्यालय में पकाकर आस-पास के विद्यालयों में आपूर्ति की जावेगी। अतः इन संस्थाओं से प्राप्त भोजन की गुणवत्ता एवम् मात्रा का पूर्ण ध्यान रखा जावे। अतः


C:\Documents and Settings\mukesh\Desktop\XENTC\PAst-1\MDM2005\MDM in Two GP by WCG.doc 10/31/2005

संस्थाओं से भोजन प्राप्त करते वक्त यह सुनिश्चित किया जावे कि समितियों द्वारा 100 ग्राम प्रति छात्र की दर से ही भोजन बनाया गया है। यह सुनिश्चित करने के लिये समय-समय पर कार्यक्रम का विशेष निरीक्षण भी किया जावे। छात्रों की संख्या जिनके लिये समिति द्वारा भोजन उपलब्ध कराया गया है, का पूर्ण रिकार्ड पूर्व की भौति यथावत रखा जावे। साथ ही इस भोजन प्राप्ति की रसीद समितियों को उपलब्ध कराई जावे।

4. 14 नवम्बर, 2005 से महिला सहकारी समितियों द्वारा भोजन उपलब्ध कराने का कार्य किया जावेगा। अतः भोजन पकाने के लिये देय सहायता 1.50 रूपये प्रति छात्र प्रतिदिन की दर से दो माह की राशि इन संस्थाओं को तत्काल अग्रिम उपलब्ध करवाई जानी है। अतः उक्त विद्यालयों के नामांकन के अनुसार कुकिंग कनवर्जन राशि (दो माह का अग्रिम) सहकारिता विभाग के जिला स्तरीय अधिकारी (सहायक रजिस्ट्रार / उप रजिस्ट्रार) को तत्काल उपलब्ध करवा दी जावे। सहकारिता विभाग के अधिकारियों द्वारा महिला सहकारी समितियों को राशि हस्तान्तरित की जावेगी। प्रत्येक माह की समाप्ति के पश्चात् सहकारिता विभाग द्वारा व्यय राशि का पूर्ण विवरण, लाभान्वित छात्रों की संख्या जिला परिषद् को उपलब्ध करवाई जावेगी। व्यय राशि का नियमानुसार समायोजन किया जावे। समायोजन पश्चात् जिला परिषद् द्वारा समायोजित राशि के बराबर राशि पुनः अग्रिम उपलब्ध कराई जावे। कार्यक्रम पर हुए व्यय का पूर्ण विवरण सहकारिता विभाग द्वारा संधारण किया जावेगा एवम् व्यय विवरण जिला परिषद् / पंचायत समिति को प्रस्तुत किया जावे।
5. महिला सहकारी समितियों को उपलब्ध कराये गये खाद्यान्न का भण्डारण विद्यालय के किसी कमरे में ही किया जावे। निजी गोदामों अथवा निजी स्थानों पर सामग्री को भण्डारण की अनुमति नहीं होगी।
6. महिला सहकारी समितियों द्वारा भोजन पकाने का कार्य यथासम्भव प्रत्येक विद्यालय में किया जायेगा। परन्तु स्थानीय परिस्थितियों को देखते हुये एक से अधिक विद्यालयों के लिये भोजन किसी एक स्थान पर बनाकर अन्यत्र विद्यालयों में वितरित किया जा सकता है। विद्यालयों तक भोजन पहुँचाने का कार्य महिला सहकारी समितियों का होगा।
7. मिड डे मील कार्यक्रम के वितरण के क्रम में विभागीय निर्देश 549 दिनांक 31.3.2005 के बिन्दु संख्या 6.16 के अनुसार गठित समिति


- में सहकारी विभाग के ग्राम स्तरीय कर्मचारी / संबंधित महिला सहकारी समिति की अध्यक्ष अथवा उनके द्वारा नामित व्यक्ति को कर्मचारियों / क्षेत्रीय निरीक्षकों को अतिरिक्त सदस्य के रूप में शामिल किया जावे।
8. जिला परिषद्, पंचायत समिति एवम् ग्राम पंचायत एवम् अन्य संबंधित अधिकारियों द्वारा अन्नपूर्णा महिला सहकारी समितियों को पूर्ण सहयोग प्रदान किया जावे। साथ ही इनकी कार्यप्रणाली एवम् भोजन की गुणवत्ता पर पूर्ण निगरानी रखी जावे।
 9. भोजन पकाने के लिये वर्तमान में प्रयुक्त रसोईयों को 13 नवम्बर, 2005 के पश्चात् कोइ कुकिंग चार्ज का भुगतान नहीं किया जावे। साथ ही भोजन पकाने वाले व्यक्ति को 13 नवम्बर, 2005 तक कुकिंग चार्ज का भुगतान आगामी एक सप्ताह में कर दिया जावे।
 10. अन्नपूर्णा महिला सहकारी समिति के माध्यम से मिड डे मील कार्यक्रम के क्रियान्वयन के संबंध में शिक्षा विभाग से जुड़े बिन्दुओं पर शिक्षा विभाग द्वारा पृथक से दिशा-निर्देश जारी किये जा रहे हैं।

उपरोक्त निर्देशानुसार पालना सुनिश्चित करावे।


(अ. म. जेन)
प्रमुख शासन सचिव

प्रतिलिपि --

1. विशिष्ट सहायक, माननीय मंत्री, पंचायती राज विभाग, राजस्थान, जयपुर।
2. विशिष्ट सहायक, माननीय मंत्री, सहकारिता विभाग, राजस्थान, जयपुर।
3. निजी सचिव, अतिरिक्त मुख्य सचिव (विकास), राजस्थान, जयपुर।
4. निजी सचिव, प्रमुख शासन सचिव, पंचायती राज विभाग, राजस्थान, जयपुर।
5. निजी सचिव, प्रमुख शासन सचिव, शिक्षा विभाग, राजस्थान, जयपुर।
6. निजी सचिव, प्रमुख शासन सचिव, सहकारिता विभाग, राजस्थान, जयपुर।
7. निजी सहायक, आयुक्त, पंचायती राज विभाग, राजस्थान, जयपुर।
8. निजी सहायक, रजिस्ट्रार, सहकारी समिति, जयपुर।
9. जिला शिक्षा अधिकारी (समस्त)
10. खण्डीय संयुक्त रजिस्ट्रार सहकारी समितियों, जयपुर, अजमेर, बीकानेर, जोधपुर, उदयपुर, कोटा एवम् भरतपुर।
11. सहायक रजिस्ट्रार / उप रजिस्ट्रार, सहकारी समितियों, जिला समस्त।
12. विकास अधिकारी, पंचायत समिति, (समस्त) को भेजकर निर्देश है कि उपरोक्तानुसार निर्देशों की पालना सुनिश्चित करावे।
13. ब्लॉक शिक्षा अधिकारी, समस्त।
14. सम्पादक, राजस्थान विकास (मुख्यालय)।
15. गार्ड फाईल।


प्रभारी अधिकारी (एमडीएम)

C:\Documents and Settings\mukesh\Desktop\XENTC\PAstt-1\MDM2005\letter2005.doc

10/31/2005

F.No. 1-4/2013-Desk (MDM)
Ministry of Human Resource Development
Department of School Education & Literacy
Mid Day Meal Division

Shastri Bhavan, New Delhi
Dated 22nd July, 2013

To

The Principal Secretaries / Secretaries (Education) and Nodal Departments for
MDM Scheme of all the States / UTs

**Subject: Guidelines to ensure quality, safety and hygiene under the Mid Day
Meal Scheme – reg.**

Sir / Madam,

I write this to reiterate the Chapter 4 of the MDM Guidelines, which deal with
the quality and safety aspects of the Mid Day Meal Scheme. The States / UTs may
please take immediate action on the following points:

i) Setting up of the Management Structure at various levels.

It has been observed that proper monitoring of the Scheme at the State level
and below is not being carried out because of the lack of a dedicated
structures for MDMS at various levels. This is also affecting the Minimum
mandatory inspections by the State official (25%). The Management,
Monitoring and Evaluation (MME) component of the Scheme provides funds
for setting up of appropriate structures at various levels starting from State to
School. A few States viz. Tamil Nadu, Uttar Pradesh, Madhya Pradesh, and
Odisha etc. have set up the requisite structures at different levels for effective
monitoring of the Scheme. Other States / UTs are requested to set up similar
exclusive monitoring structures for the Mid Day Meal Scheme for effective
monitoring and implementation of the Scheme. The role and responsibilities of
the concerned authorities at different levels should be clearly defined for
rigorous monitoring of the Scheme.

ii) Tasting of the meal by at least one teacher

The issue of tasting the food by the teacher is absolutely critical. The MDMS
guidelines in this regard should be strictly followed. The teacher should keep a
record of having tasted food in a register, to be maintained for the purpose. It
could be further strengthened by ensuring that one of the SMC members
should also taste the food on a rotation basis along with one of the teacher's

before it is distributed to the children. All the States / UTs should issue necessary instruction to all the teachers to ensure tasting of meals before serving to the students.

iii) Safe storage and proper supply of ingredients to schools.

Central Assistance is provided for construction of kitchen-cum-stores for the safe storage of foodgrains, mid day meal ingredients and fuel items. It has been observed that the foodgrains etc. are not stored in the kitchen-cum-stores. In some cases, the foodgrains are stored at residence of the Head Teacher or Gram Pradhans, which is in violation of the MDM Guidelines. Sufficient funds have been made available to all the States for construction of kitchen-cum-stores. The Ministry has circulated design of the kitchen-cum-store to all the States / UTs for safe storage of food, cooking of mid day meal in hygienic environment and a place for washing hands by the students. The States / UTs are requested to ensure completion of kitchen-cum-stores expeditiously so that the foodgrains etc. are stored properly in the kitchen-cum-stores, in storage bins, to avoid moisture and pest infestation. The storage bins should be procured from the funds available under the Scheme and properly labelled for safe storage to avoid any contamination.

iv) Capacity building

The training of cook-cum-helpers, district resource persons for managing safety of foodgrains and hygienic cooking needs to be further strengthened. The schools of home science in different universities could be used for this purpose. Similarly, the inspection of the MDM centres needs to be rationalised. The capacity of the staff in carrying out inspections needs to be upgraded. The district system should ensure that the inspection reports are discussed in the District level Steering-cum-Monitoring Committee meetings and action taken on the reports.

v) Cooking of mid day meal

The MDM Guidelines provide for cooking cost @ Rs. 3.34 for primary classes and Rs. 5.00 for upper primary classes, per child per day for purchase of pulses, seasonal / green leafy vegetable, salt and condiments, edible oils and fuel. The State Governments of Maharashtra, Odisha, Punjab are procuring and supplying ingredients, through the State PSUs. Others States may consider similar mechanisms for supply of quality Agmark pulses, edible oils and condiments for MDMS to ensure quality nutritional MDMS for the children. Similarly, only **“double fortified salt” should be used for cooking mid-day meals.** The cooks further need to be advised to carry out cooking with the lid on to avoid loss of nutrients.

vi) Awareness about Mid Day Meal Scheme.

It has been observed that the stakeholders particularly children and community members are not aware about their entitlements and role under the Scheme. As per the MDM Guidelines, the Logo should be painted on outside wall of the school at a prominent place. The entitlements should also be displayed at prominent places for the awareness of children/parents and community members. The guidelines also envisage that the entitlements and other benefits of the Scheme should be publicised through TV, radio, print media etc. All the States / UTs are requested to take steps for wide publicity of the entitlements and benefits of the Scheme. It is also requested that MDM month, preferably November, may be organized to see the preparedness and availability of the foodgrains and funds at various levels. The Ministry of HRD has developed two films on mid day meal Scheme. These could also be used by States as part of the strategy for creating greater awareness about the entitlements under the Scheme.

vii) Convening of Monitoring Committee under the Chairmanship of Member of Parliament.

The District Magistrate as the Member Secretary is also responsible for convening the meeting of the District level Vigilance and Monitoring Committee at least at quarterly intervals under the Chairmanship of the senior most Member of Parliament of the district for review of Mid Day Meal Scheme. The meeting of the Committee should be convened at least once in each quarter and minutes must be circulated along with Action Taken Note to all the members as well as uploaded on the website.

viii) Convening of regular review meetings at District level.

The above activities need to be monitored regularly at the district level for effective implementation. The meeting of the District Task Force should be convened on a fixed day of the month under the Chairmanship of District Magistrate and if District Magistrate is not available the next higher officer should chair the meeting. The representative of the various Departments such as Civil Supplies, Education, Health, Social Welfare, Panchayats, Rural Development, Drinking Water and Sanitation should be invited for proper convergence of the Scheme.

ix) Social Audit

Ministry has conducted social audit of the Scheme on pilot basis in two districts viz. Chittoor and Khammam of Andhra Pradesh during 2012-13. The findings have been very useful for enhancing the effectiveness of the Scheme. It has been decided to extend social audit study in other 5 States during the current

year. The States may engage reputed Institutes in their State for carrying out such an audit in their respective States and take corrective steps as per their suggestions. The Govt. of Andhra Pradesh has offered all help in this regard.

x) Testing of food samples by reputed institute.

The Govt. of NCT of Delhi has engaged the services of Sriram Institute for Industrial Research, Delhi to collect the samples from fields for testing of the food samples on parameters such as microbiological-presence or absence of e-coli, chemical parameters such as moisture content, fats, proteins and calorific value of the meal. The said laboratory has provided useful reports for enhancing the effectiveness of the Scheme. The States / UTs may consider engaging CSIR institutes / National Accreditation Board for Laboratories recognized labs for carrying out sample checking of MDM, to ensure quality meal to the children.


xi) Emergency Medical Plan

The MDM Guidelines envisage that all necessary steps should be taken to avoid any untoward incident in the school. If any such accident does occur in the school, it should be responsibility of the Head Master to inform District Education Officer / District Health Officer / District Magistrate without any delay. All the States / UTs should issue necessary instructions for linkages with primary health centre / community health centre / district hospital to ensure early treatment of the children. The District authorities should ensure that prompt medical attention is provided to children in the nearby medical facility or by deputing a doctor to the school.

xii) The MHRD has engaged independent monitoring institutes for monitoring of the Scheme. Similarly, Joint Review Missions visits the States and offer their recommendations. The States / UTs are requested to take immediate corrective actions on these recommendations and submit an Action Taken Note.

The States may take immediate necessary action on the above issues to enhance the effectiveness of the Mid Day Meal Scheme, the flagship programme of the Govt. of India.

Yours faithfully,



(Dr. Amarjit Singh)
Additional Secretary(EE.I)
Tel.: 011-23381096

Trends of Enrolment, Attendance and Availed MDM

S.no	District Name	Block	Name of School	Mobile No. of HM	Enrolment	Total attendance (last 10 days)	Average Attendance	Total no. of children availed MDM	Avg. no. of children availed MDM	% of children availed to attendance	% of children availed to enrolment	Observation
1	2	3	4	5	6	7	8	9	10	11	12	13
1	Baran	Baran	P.S. Balam	9571306299	70	271	27	271	27	100%	39%	
2	Baran	Baran	Govt. Sanskrit Schools, Balam	9460941377	201	1586	159	1586	159	100%	79%	
3	Baran	Baran	Govt. UP. Dalutpura	9414331502	77	657	66	634	63	96%	82%	
4	Baran	Baran	P.S. Iklera	9649284365	59	455	46	455	46	100%	77%	
5	Baran	Baran	UPS Amapura	8560813860	142	678	68	625	63	92%	44%	
6	Baran	Baran	GUPS Nabin Bara	9413469794	252	1461	146	1461	146	100%	58%	
7	Baran	Baran	UP Govt. MS, Iklera	9667198332	69	426	43	413	41	97%	60%	
8	Baran	Anta	PS Palitha	9460454652	100	645	65	645	65	100%	65%	
9	Baran	Anta	MS Nagda	9462728828	115	979	98	795	80	81%	69%	
10	Baran	Anta	UPS Amakijhopdiyan	9414662005	90	793	79	793	79	100%	88%	
11	Baran	Anta	PS Nagda	9929874331	166	1276	128	1249	125	98%	75%	
12	Baran	Anta	Govt. Boys SSS Palaitha	--	33	309	31	309	31	100%	94%	
13	Baran	Anta	Girls SS Palaitha	9829193978	65	522	52	522	52	100%	80%	

S.no	District Name	Block	Name of School	Mobile No. of HM	Enrolment	Total attendance (last 10 days)	Average Attendance	Total no. of children availed MDM	Avg. no. of children availed MDM	% of children availed to attendance	% of children availed to enrolment	Observation
1	2	3	4	5	6	7	8	9	10	11	12	13
14	Baran	Kishanganj	Govt. S.S. Ranibarod	9828892796	149	704	70	179	18	25%	12%	Served by Akshapatra
15	Baran	Kishanganj	GPS Garighata	9413653306	122	848	85	820	82	97%	67%	
16	Baran	Kishanganj	UPS Rampuriya Jagir	--	172	1057	106	771	77	73%	45%	Served by Akshapatra
17	Baran	Kishanganj	Govt. UPS Girsl Bhanwargarh	9829532791	250	1580	158	1399	140	89%	56%	
18	Baran	Kishanganj	PS Ganeshpura	9928178975	62	370	37	370	37	100%	60%	
19	Baran	Shahbad	UPS Samarniya Girls	9602754292	132	778	78	778	78	100%	59%	
20	Baran	Shahbad	UPS Samarniya	9001548366	165	1197	120	980	98	82%	59%	
21	Baran	Shahbad	UP Kelwada	--	166	1014	101	979	98	97%	59%	Served by Akshapatra
22	Baran	Shahbad	PS Kelwada	9680889612	93	545	55	414	41	76%	45%	Served by Akshapatra
23	Baran	Shahbad	UPS Samlifatak	9784410553	186	850	85	850	85	100%	46%	
24	Bundi	Nainwa	Govt. Sr. Secondary School, Jaitpur	9950743078	144	976	98	976	98	100%	68%	
25	Bundi	Nainwa	P.S. Jaitpur	7568827833	103	737	74	737	74	100%	72%	

S.no	District Name	Block	Name of School	Mobile No. of HM	Enrolment	Total attendance (last 10 days)	Average Attendance	Total no. of children availed MDM	Avg. no. of children availed MDM	% of children availed to attendance	% of children availed to enrolment	Observation
1	2	3	4	5	6	7	8	9	10	11	12	13
		a										
26	Bundi	Nainw a	UPS Bulika Dei	9460967591	148	847	85	787	79	93%	53%	
27	Bundi	Nainw a	Govt. Secondary Naveen Dei	9602108008	155	835	84	835	84	100%	54%	
28	Bundi	Nainw a	PS Mahadpur	9829007182	50	270	102	270	27	26%	54%	
29	Bundi	Nainw a	Govt. S.S. Schools Motipura	9166698360	42	295	30	295	30	100%	70%	
30	Bundi	K- Patan	MS Kodija	7568049024	83	637	64	637	64	100%	77%	
31	Bundi	K- Patan	MS Chadi	9799966099	82	644	64	644	64	100%	79%	
32	Bundi	K- Patan	UPS Sugar Mill	9829289321	117	766	77	766	77	100%	65%	
33	Bundi	K- Patan	MS Gudli	--	37	281	28	281	28	100%	76%	
34	Bundi	K- Patan	PS Gudli	9494938455	50	325	33	325	33	100%	65%	
35	Bundi	K- Patan	PS Radi	9784286497	34	252	25	252	25	100%	74%	
36	Bundi	K- Patan	MS Radi	9460081585	31	263	26	263	26	100%	85%	
37	Bundi	Hindol i	Govt. UPS Ashok Factory	9413860613	195	1367	137	1367	137	100%	70%	

Mid Day Meal Scheme

Annexure- IX

Regularity in serving of MDM and availability of fund and food grains flow at the school level

S.no	District Name	Block	Name of School	Mobile No. of HM	Enrolment	Total attendance (last 10 days)	Average Attendance	Total no. of children availed MDM	Avg. no. of children availed MDM	% of children availed to attendance	% of children availed to enrolment	Observation
1	2	3	4	5	6	7	8	9	10	11	12	13
38	Bundi	Hindoli	UPS Shivraj Nagar	8823932210	60	484	48	484	48	100%	81%	
39	Bundi	Hindoli	UPS Sanskrit School	9413129179	222	1503	150	1503	150	100%	68%	
40	Bundi	Bundi	PS Baldevpura	9783818545	76	605	61	605	61	100%	80%	
41	Bundi	Bundi	PS Kalbeliya Busty	7665912882	52	307	31	307	31	100%	59%	
42	Bundi	Bundi	UPS Ganpat Pura	9460275645	133	984	98	984	98	100%	74%	
43	Bundi	Bundi	MS Rajwas	9413075479	117	903	90	903	90	100%	77%	
<i>Average</i>					4750	31379	3138	31379	3138	100%	66%	

मध्याह्न भोजन योजना
Mid Day Meal Scheme

S. No	District Name	Name of the Block	Name of School	Disruption in serving MDM (As per record)	Disruption in serving MDM (As per feedback from children/parents)	Availability of cooking cost	Availability of food grains
1	2	3	4	5	6	7	8
1	Baran	Baran	P.S. Balam	No	No	Yes	Yes
2	Baran	Baran	Govt. Sanskrit Schools, Balam	No	No	Yes	Yes
3	Baran	Baran	Govt. UP. Dalutpura	No	No	Yes	Yes
4	Baran	Baran	P.S. Iklera	No	No	Yes	Yes
5	Baran	Baran	UPS Amapura	No	No	Yes	Yes
6	Baran	Baran	GUPS Nabin Bara	No	No	Negative balance in Upry.	Yes
7	Baran	Baran	UP Govt. MS, Iklera	No	No	Yes	Yes
8	Baran	Anta	PS Palitha	No	No	Negative balance	Wheat was not available from Dec, 13 on words
9	Baran	Anta	MS Nagda	No	No	Negative balance	Yes
10	Baran	Anta	UPS Amakijhopdiyan	No	No	Negative balance	Yes
11	Baran	Anta	PS Nagda	No	No	Negative balance	Yes
12	Baran	Anta	Govt. Boys SSS Palaitha	No	No	Negative balance	Yes

Mid Day Meal Scheme

S. No	District Name	Name of the Block	Name of School	Disruption in serving MDM (As per record)	Disruption in serving MDM (As per feedback from children/parents)	Availability of cooking cost	Availability of food grains
1	2	3	4	5	6	7	8
13	Baran	Anta	Girls SS Palaitha	No	No	Negative balance	Yes
14	Baran	Kishanganj	Govt. S.S. Ranibarod	No	No	Yes	Yes
15	Baran	Kishanganj	GPS Garighata	No	No	Yes	Yes
16	Baran	Kishanganj	UPS Rampuriya Jagir	No	No	Yes	Yes
17	Baran	Kishanganj	Govt. UPS Girsl Bhanwargarh	No	No	Yes	Yes
18	Baran	Kishanganj	PS Ganeshpura	No	No	Yes	Yes
19	Baran	Shabhad	UPS Samarniya Girls	No	No	Yes	Yes
20	Baran	Shabhad	UPS Samarniya	No	No	Yes	Yes
21	Baran	Shabhad	UP Kelwada	No	No	Yes	Yes
22	Baran	Shabhad	PS Kelwada	No	No	Yes	Yes
23	Baran	Shabhad	UPS Samlifatak	No	No	Yes	Yes
24	Bundi	Nainwa	Govt. Sr. Secondary School, Jaitpur	No	No	Yes	Yes
25	Bundi	Nainwa	P.S. Jaitpur	No	No	Yes	Yes
26	Bundi	Nainwa	UPS Bulika Dei	No	No	Yes	Yes
27	Bundi	Nainwa	Govt. Secondary Naveen Dei	No	No	Yes	Yes
28	Bundi	Nainwa	PS Mahadpur	No	No	Yes	Yes
29	Bundi	Nainwa	Govt. S.S. Schools Motipura	No	No	Yes	Yes

Mid Day Meal Scheme

S. No	District Name	Name of the Block	Name of School	Disruption in serving MDM (As per record)	Disruption in serving MDM (As per feedback from children/parents)	Availability of cooking cost	Availability of food grains
1	2	3	4	5	6	7	8
30	Bundi	K-Patan	MS Kodija	No	No	Negative Balance as on 31-1-2014	Yes
31	Bundi	K-Patan	MS Chadi	No	No	Negative Balance as on 31-1-2014	Yes
32	Bundi	K-Patan	UPS Sugar Mill	No	No	Negative Balance as on 31-1-2014	Yes
33	Bundi	K-Patan	MS Gudli	No	No	Negative Balance	Yes
34	Bundi	K-Patan	PS Gudli	No	No	Negative Balance as on 31-1-2014	Yes
35	Bundi	K-Patan	PS Radi	No	No	Negative Balance as on 31-1-2014	Yes
36	Bundi	K-Patan	MS Radi	No	No	Negative Balance as on 31-1-2014	Yes
37	Bundi	Hindoli	Govt. UPS Ashok Factory	No	No	Yes	Yes
38	Bundi	Hindoli	UPS Shivraj Nagar	No	No	Yes	Yes
39	Bundi	Hindoli	UPS Sanskrit School	No	No	Yes	Yes
40	Bundi	Bundi	PS Baldevpura	No	No	Negative Balance as on	Yes

S. No	District Name	Name of the Block	Name of School	Disruption in serving MDM (As per record)	Disruption in serving MDM (As per feedback from children/parents)	Availability of cooking cost	Availability of food grains
1	2	3	4	5	6	7	8
						31-1-2014	
41	Bundi	Bundi	PS Kalbeliya Busty	No	No	Negative Balance as on 31-1-2014	Yes
42	Bundi	Bundi	UPS Ganpat Pura	No	No	Negative Balance as on 31-1-2014	Yes
43	Bundi	Bundi	MS Rajwas	No	No	Yes	Yes



मध्याह्न भोजन योजना
Mid Day Meal Scheme

Details of Cook-cum-Helpers

S.No	District Name	Block	Name of the School	Enrolment	No. of Cook-cum-Helper	Sufficient as per norm	Payment of Honorarium to CCH Details (as interaction with working CCH)
						Yes/ No	
1	2	3	4	5	6	7	8
1	Baran	Baran	P.S. Balam	70	2	yes	Regular
2	Baran	Baran	Govt. Sanskrit Schools, Balam	201	2	No	Regular
3	Baran	Baran	Govt. UP. Dalutpura	77	2	Yes	Regular
4	Baran	Baran	P.S. Iklera	59	2	Yes	Regular
5	Baran	Baran	UPS Amapura	142	3	Yes	Regular
6	Baran	Baran	GUPS Nabin Bara	252	3	No	Regular
7	Baran	Baran	UP Govt. MS, Iklera	69	2	Yes	Regular
8	Baran	Anta	PS Palitha	100	2	Yes	Payment made till Sept, 13
9	Baran	Anta	MS Nagda	115	2	Yes	Payment made till Sept, 13
10	Baran	Anta	UPS Amakijhopdiyan	90	2	Yes	Payment made till Sept, 13
11	Baran	Anta	PS Nagda	166	3	yes	Payment made till Sept, 13
12	Baran	Anta	Govt. Boys SSS Palaitha	33	1	No	Payment made till Sept, 13
13	Baran	Anta	Girls SS Palaitha	65	2	Yes	Payment made till Sept, 13
14	Baran	Kishanganj	Govt. S.S. Ranibarod	149	2	Yes	Regular
15	Baran	Kishanganj	GPS Garighata	122	2	No	Regular
16	Baran	Kishanganj	UPS Rampuriya Jagir	172	2	No	Regular
17	Baran	Kishanganj	Govt. UPS Girsl Bhanwargarh	250	3	Yes	Regular

Mid Day Meal Scheme

S.No	District Name	Block	Name of the School	Enrolment	No. of Cook-cum-Helper	Sufficient as per norm	Payment of Honorarium to CCH Details (as intoration with working CCH)
						Yes/ No	
1	2	3	4	5	6	7	8
18	Baran	Kishanganj	PS Ganeshpura	62	1	No	Regular
19	Baran	Shabhad	UPS Samarniya Girls	132	2	No	Payment till Dec 2013
20	Baran	Shabhad	UPS Samarniya	165	3	Yes	Payment till Dec 2013
21	Baran	Shabhad	UP Kelwada	166	3	Yes	Regular
22	Baran	Shabhad	PS Kelwada	93	3	Yes	Regular
23	Baran	Shabhad	UPS Samlifatak	186	3	Yes	Regular
24	Bundi	Nainwa	Govt. Sr. Secondary School, Jaitpur	144	2	Yes	Payment in Quarterly basis
25	Bundi	Nainwa	P.S. Jaitpur	103	2	No	Payment in Quarterly basis
26	Bundi	Nainwa	UPS Bulika Dei	148	3	Yes	Regular
27	Bundi	Nainwa	Govt. Secondary Naveen Dei	155	3	Yes	Payment till Dec 2013
28	Bundi	Nainwa	PS Mahadpur	50	1	No	Payment till Dec 2013
29	Bundi	Nainwa	Govt. S.S. Schools Motipura	42	1	No	Payment maid till July, 2013
30	Bundi	K-Patan	MS Kodija	83	2	Yes	Payment maid till Nov' 2013
31	Bundi	K-Patan	MS Chadi	82	2	Yes	Payment maid till Nov' 2013 (April-Nov)
32	Bundi	K-Patan	UPS Sugar Mill	117	2	No	Regular
33	Bundi	K-Patan	MS Gudli	37	1	Yes	Payment maid till Sept'2013
34	Bundi	K-Patan	PS Gudli	50	1	No	Payment maid till Sept'2013
35	Bundi	K-Patan	PS Radi	34	1	No	Payment maid till Nov' 13
36	Bundi	K-Patan	MS Radi	31	1	No	Payment maid till Sept'2013

Mid Day Meal Scheme

S.No	District Name	Block	Name of the School	Enrolment	No. of Cook-cum-Helper	Sufficient as per norm	Payment of Honorarium to CCH Details (as intoration with working CCH)
						Yes/ No	
1	2	3	4	5	6	7	8
37	Bundi	Hindoli	Govt. UPS Ashok Factory	195	3	Yes	Payment maid till July 2013
38	Bundi	Hindoli	UPS Shivraj Nagar	60	2	Yes	Payment maid till Nov' 2013
39	Bundi	Hindoli	UPS Sanskrit School	222	3	Yes	Regular
40	Bundi	Bundi	PS Baldevpura	76	2	Yes	Payment till Nov, 2013
41	Bundi	Bundi	PS Kalbeliya Busty	52	1	No	Payment till Nov, 2013
42	Bundi	Bundi	UPS Ganpat Pura	133	3	Yes	Payment till Nov, 2013 (From Aug to Nov)
43	Bundi	Bundi	MS Rajwas	117	2	No	Payment till Nov, 2013 (From Aug to Nov)

मध्याह्न भोजन योजना
Mid Day Meal Scheme

Details of Infrastructure Facilities

S. No	District Name	Block Name	Name of School	Availability			Infrastructure Facilities					Fire Extinguisher
				Kitchen cum stores	Kitchen Devices		Cooking Gas		Toilet Facilities		Drinking Water	
					Cooking	Eating	LPG	Firewood/Chulha	Yes/No	Separate for Boys and Girls	Yes/No	
1	2	3	4	6	7	8	9	10	11	12	13	14
1	Baran	Baran	P.S. Balam	Yes	Yes	Yes	no	Yes	Yes	Yes	Yes	No
2	Baran	Baran	Govt. Sanskrit Schools, Balam	No (at Home)	Yes	Yes	Yes	--	Yes	Yes	Yes	No
3	Baran	Baran	Govt. UP. Dalutpura	Yes	Yes	Yes	Yes	--	Yes	Yes	Yes	No
4	Baran	Baran	P.S. Iklera	Yes	Yes	Yes	Yes	--	Yes	Yes	Yes	No
5	Baran	Baran	UPS Amapura	Yes (Small in Size)	Yes	Yes	Yes	--	Yes	Yes	Yes	No
6	Baran	Baran	GUPS Nabin Bara	Yes (Small in Size)	Yes	Yes	No	Yes	Yes	Yes	Yes	No
7	Baran	Baran	UP Govt. MS, Iklera	Yes	Yes	Yes	Yes	--	Yes	Yes	Yes	No
8	Baran	Anta	PS Palitha	Yes	Yes	Yes	--	Yes	Yes	Yes	Yes	No

मध्याह्न भाजन योजना
Mid Day Meal Scheme

S. No	District Name	Block Name	Name of School	Availability			Infrastructure Facilities					Fire Extinguisher
				Kitchen cum stores	Kitchen Devices		Cooking Gas		Toilet Facilities		Drinking Water	
					Cooking	Eating	LPG	Firewood/Chulha	Yes/No	Separate for Boys and Girls	Yes/No	
1	2	3	4	6	7	8	9	10	11	12	13	14
9	Baran	Anta	MS Nagda	No (at Classroom)	Yes	Yes but less	Yes	--	No	--	Yes	No
10	Baran	Anta	UPS Amakijhopdiyan	Yes	Yes	Yes	Yes	--	Yes	Yes	Yes	No
11	Baran	Anta	PS Nagda	No (in tent)	Yes	Yes	--	Yes	Yes	Yes	Yes	No
12	Baran	Anta	Govt. Boys SSS Palaitha	Yes	Yes	Yes	Yes	--	Yes	Yes	Yes	No
13	Baran	Anta	Girls SS Palaitha	Yes	Yes	Yes	yes	--	Yes	Yes	Yes	No
14	Baran	Kishanganj	Govt. S.S. Ranibarod	No (Served by NGO)	Yes	Yes	--	Yes	Yes	Yes	Yes	Yes (but expred on 2009)
15	Baran	Kishanganj	GPS Garighata	Yes	Yes	Yes	--	Yes	Yes	Yes	Yes	No
16	Baran	Kishanganj	UPS Rampuriya Jagir	No (Served by NGO)	Yes	Yes	Gas	Yes	Yes	Yes	Yes	No
17	Baran	Kishanganj	Govt. UPS Girsl Bhanwargarh	Yes	Yes	Yes	Yes	--	Yes	Yes	Yes	No

S. No	District Name	Block Name	Name of School	Availability			Infrastructure Facilities					Fire Extinguisher
				Kitchen cum stores	Kitchen Devices		Cooking Gas		Toilet Facilities		Drinking Water	
					Cooking	Eating	LPG	Firewood/Chulha	Yes/No	Separate for Boys and Girls	Yes/No	
1	2	3	4	6	7	8	9	10	11	12	13	14
18	Baran	Kishanganj	PS Ganeshpura	No (cooking in Classroom)	Yes	Yes	--	Yes	Yes	No	Yes	No
19	Baran	Shahad	UPS Samarniya Girls	No (in tent)	Yes	Yes	Yes	--	Yes	Yes	Yes	No
20	Baran	Shahad	UPS Samarniya	Yes	Yes	Yes	Yes	--	Yes	--	Yes	No
21	Baran	Shahad	UP Kelwada	No (at Home)	Yes	Yes	--	Yes	Yes	Yes	Yes	No
22	Baran	Shahad	PS Kelwada	Yes (available but not used by NGO)	Yes	Yes	Yes	--	Yes	Yes	Yes	No

मध्याह्न भाजन याजना
Mid Day Meal Scheme

S. No	District Name	Block Name	Name of School	Availability			Infrastructure Facilities					Fire Extinguisher
				Kitchen cum stores	Kitchen Devices		Cooking Gas		Toilet Facilities		Drinking Water	
					Cooking	Eating	LPG	Firewood/Chulha	Yes/No	Separate for Boys and Girls	Yes/No	
1	2	3	4	6	7	8	9	10	11	12	13	14
23	Baran	Shahbad	UPS Samlifatak	Yes (not in use but served by NGO)	Yes	Yes	Yes	--	Yes	Yes	Yes	No
24	Bundi	Nainwa	Govt. Sr. Secondary School, Jaitpur	Yes	Yes	Yes	Yes	--	Yes	Yes	Yes	Yes (but expred)
25	Bundi	Nainwa	P.S. Jaitpur	No (cooking in Classroom)	Yes	Yes	Yes	--	Yes	Yes	Yes	Yes MDF 2009
26	Bundi	Nainwa	UPS Bulika Dei	Yes	Yes	Yes	Yes	Yes	Yes	Yes	Yes	Yes MDF 2009
27	Bundi	Nainwa	Govt. Secondary Naveen Dei	Yes	Yes	Yes	Yes	Yes	Yes	Yes	Yes	Yes
28	Bundi	Nainwa	PS Mahadpur	Yes	Yes	Yes	--	Yes	Yes	Yes	Yes	Yes
29	Bundi	Nainwa	Govt. S.S. Schools Motipura	Yes	Yes	Yes	--	Yes	Yes	Yes	Yes	Yes

Mid Day Meal Scheme

S. No	District Name	Block Name	Name of School	Availability			Infrastructure Facilities					Fire Extinguisher
				Kitchen cum stores	Kitchen Devices		Cooking Gas		Toilet Facilities		Drinking Water	
					Cooking	Eating	LPG	Firewood/Chulha	Yes/No	Separate for Boys and Girls	Yes/No	
1	2	3	4	6	7	8	9	10	11	12	13	14
30	Bundi	K-Patan	MS Kodija	Yes	Yes	Yes	Yes	--	Yes	Yes	Yes	Yes
31	Bundi	K-Patan	MS Chadi	Yes	Yes	Yes	Yes	--	Yes	Yes	Yes	Yes
32	Bundi	K-Patan	UPS Sugar Mill	Yes (Not in use cooking in open space)	Yes	Yes	--	Yes	Yes	--	Yes	Yes
33	Bundi	K-Patan	MS Gudli	Yes	Yes	Yes	--	Yes	Yes	Yes	Yes	Yes
34	Bundi	K-Patan	PS Gudli	Yes	Yes	Yes	--	Yes	Yes	Yes	Yes	No
35	Bundi	K-Patan	PS Radi	Yes	Yes	Yes	Yes	--	Yes	Yes	Yes	Yes
36	Bundi	K-Patan	MS Radi	No (cooking in the Pry kitchen)	Yes	Yes	Yes	--	Yes	Yes	Yes	Yes

Mid Day Meal Scheme

S. No	District Name	Block Name	Name of School	Availability			Infrastructure Facilities					Fire Extinguisher
				Kitchen cum stores	Kitchen Devices		Cooking Gas		Toilet Facilities		Drinking Water	
					Cooking	Eating	LPG	Firewood/Chulha	Yes/No	Separate for Boys and Girls	Yes/No	
1	2	3	4	6	7	8	9	10	11	12	13	14
37	Bundi	Hindoli	Govt. UPS Ashok Factory	Yes	Yes	Yes	--	Yes	Yes	Yes	Yes	Yes
38	Bundi	Hindoli	UPS Shivraj Nagar	Yes	Yes	Yes	Yes	--	Yes	Yes	Yes	Yes
39	Bundi	Hindoli	UPS Sanskrit School	Yes	Yes	Yes	Yes	--	Yes	Yes	Yes	Yes
40	Bundi	Bundi	PS Baldevpura	Yes	Yes	Yes	Yes	--	Yes	Yes	Yes	Yes
41	Bundi	Bundi	PS Kalbeliya Busty	Yes	Yes	Yes	--	Yes	Yes	Yes	Yes	Yes
42	Bundi	Bundi	UPS Ganpat Pura	Yes	Yes	Yes	Yes	Yes	Yes	Yes	Yes	Yes
43	Bundi	Bundi	MS Rajwas	Yes	Yes	Yes	--	Yes	Yes	Yes	Yes	Yes

मध्याह्न भोजन योजना
Mid Day Meal Scheme

Display of Menu, MDM Logo, Entitlements, Toll free number

S.No	District Name	Name of the Block	Name of School	Menu Displayed (Yes / No)	MDM Logo Displayed or not (Yes/No)	Entitlement of children Displayed or not (Yes/No)	Toll free number Displayed or not (Yes/No)
1	2	3	4	5	6	7	8
1	Baran	Baran	P.S. Balam	Yes	No	No	No
2	Baran	Baran	Govt. Sanskrit Schools, Balam	Yes	No	No	No
3	Baran	Baran	Govt. UP. Dalutpura	Yes	No	No	No
4	Baran	Baran	P.S. Iklera	Yes	No	No	No
5	Baran	Baran	UPS Amapura	Yes	No	No	No
6	Baran	Baran	GUPS Nabin Bara	Yes	No	No	No
7	Baran	Baran	UP Govt. MS, Iklera	Yes	No	No	No
8	Baran	Anta	PS Palitha	Yes	Yes	No	No
9	Baran	Anta	MS Nagda	Yes	No	No	No

Mid Day Meal Scheme

S.No	District Name	Name of the Block	Name of School	Menu Displayed (Yes / No)	MDM Logo Displayed or not (Yes/No)	Entitlement of children Displayed or not (Yes/No)	Toll free number Displayed or not (Yes/No)
1	2	3	4	5	6	7	8
10	Baran	Anta	UPS Amakijhopdiyan	Yes	No	No	No
11	Baran	Anta	PS Nagda	Yes	No	No	No
12	Baran	Anta	Govt. Boys SSS Palaitha	Yes	Yes	No	No
13	Baran	Anta	Girls SS Palaitha	Yes	Yes	No	No
14	Baran	Kishanganj	Govt. S.S. Ranibarod	No	No	No	No
15	Baran	Kishanganj	GPS Garighata	Yes	No	No	No
16	Baran	Kishanganj	UPS Rampuriya Jagir	No	No	No	No
17	Baran	Kishanganj	Govt. UPS Girsl Bhanwargarh	Yes	No	No	No
18	Baran	Kishanganj	PS Ganeshpura	Yes	No	No	No
19	Baran	Shabhad	UPS Samarniya Girls	Yes	No	No	No
20	Baran	Shabhad	UPS Samarniya	Yes	No	No	No
21	Baran	Shabhad	UP Kelwada	No	No	No	No

Mid Day Meal Scheme

S.No	District Name	Name of the Block	Name of School	Menu Displayed (Yes / No)	MDM Logo Displayed or not (Yes/No)	Entitlement of children Displayed or not (Yes/No)	Toll free number Displayed or not (Yes/No)
1	2	3	4	5	6	7	8
22	Baran	Shabhad	PS Kelwada	No	No	No	No
23	Baran	Shabhad	UPS Samlifatak	Yes	No	No	No
24	Bundi	Nainwa	Govt. Sr. Secondary School, Jaitpur	Yes	No	No	No
25	Bundi	Nainwa	P.S. Jaitpur	Yes	Yes	No	No
26	Bundi	Nainwa	UPS Bulika Dei	Yes	Yes (not as per guidelines)	No	No
27	Bundi	Nainwa	Govt. Secondary Naveen Dei	Yes	Yes (not as per guidelines)	No	No
28	Bundi	Nainwa	PS Mahadpur	Yes	No	No	No
29	Bundi	Nainwa	Govt. S.S. Schools Motipura	Yes	No	No	No
30	Bundi	K-Patan	MS Kodija	Yes	Yes (Pasted on Paper)	No	No
31	Bundi	K-Patan	MS Chadi	Yes	Yes (not as per guidelines)	No	No

Mid Day Meal Scheme

S.No	District Name	Name of the Block	Name of School	Menu Displayed (Yes / No)	MDM Logo Displayed or not (Yes/No)	Entitlement of children Displayed or not (Yes/No)	Toll free number Displayed or not (Yes/No)
1	2	3	4	5	6	7	8
32	Bundi	K-Patan	UPS Sugar Mill	Yes (but not painted)	No	No	No
33	Bundi	K-Patan	MS Gudli	Yes (but not painted)	No	No	No
34	Bundi	K-Patan	PS Gudli	Yes	Yes	No	No
35	Bundi	K-Patan	PS Radi	Yes	Yes	No	No
36	Bundi	K-Patan	MS Radi	Yes	Yes (in HM Room)	No	No
37	Bundi	Hindoli	Govt. UPS Ashok Factory	Yes	No	No	No
38	Bundi	Hindoli	UPS Shivraj Nagar	Yes	No	No	No
39	Bundi	Hindoli	UPS Sanskrit School	Yes	No	No	No
40	Bundi	Bundi	PS Baldevpura	Yes	No	No	No
41	Bundi	Bundi	PS Kalbeliya Busty	Yes	No	Yes	No

S.No	District Name	Name of the Block	Name of School	Menu Displayed (Yes / No)	MDM Logo Displayed or not (Yes/No)	Entitlement of children Displayed or not (Yes/No)	Toll free number Displayed or not (Yes/No)
1	2	3	4	5	6	7	8
42	Bundi	Bundi	UPS Ganpat Pura	Yes	No	No	No
43	Bundi	Bundi	MS Rajwas	Yes	No	Yes	Yes (but not in prominent place)



मध्याह्न भोजन योजना
Mid Day Meal Scheme

Coverage under School Health Programme

S. No	District Name	Block	Name of School	Coverage under SHP			Remarks
				Health Check up	Distribution of micro nutrients	Health-Card available in school	
1	2	3	4	5	6	7	9
1	Baran	Baran	P.S. Balam	Yes	Yes	No	Maintained in Register
2	Baran	Baran	Govt. Sanskrit Schools, Balam	Yes	Yes	No	Maintained in Register
3	Baran	Baran	Govt. UP. Dalutpura	Yes	Yes	No	Maintained in Register
4	Baran	Baran	P.S. Iklera	Yes	Yes	No	Maintained in Register
5	Baran	Baran	UPS Amapura	Yes	Yes	No	Maintained in Register
6	Baran	Baran	GUPS Nabin Bara	Yes	Yes	No	Maintained in Register
7	Baran	Baran	UP Govt. MS, Iklera	Yes	Yes	No	Maintained in Register
8	Baran	Anta	PS Palitha	Yes	No	No	Maintained in Register
9	Baran	Anta	MS Nagda	Yes	Yes	No	Maintained in Register
10	Baran	Anta	UPS Amakijhopdiyan	Yes	No	No	Maintained in

Mid Day Meal Scheme

S. No	District Name	Block	Name of School	Coverage under SHP			Remarks
				Health Check up	Distribution of micro nutrients	Health-Card available in school	
1	2	3	4	5	6	7	9
							Register
11	Baran	Anta	PS Nagda	Yes	Only de-worming	No	Maintained in Register
12	Baran	Anta	Govt. Boys SSS Palaitha	Yes	Yes	No	Maintained in Register
13	Baran	Anta	Girls SS Palaitha	Yes	Yes	No	Maintained in Register
14	Baran	Kishanganj	Govt. S.S. Ranibarod	Yes	Yes	No	Maintained in Register
15	Baran	Kishanganj	GPS Garighata	Yes	Yes	No	Maintained in Register
16	Baran	Kishanganj	UPS Rampuriya Jagir	Yes	Yes	No	Maintained in Register
17	Baran	Kishanganj	Govt. UPS Girsl Bhanwargarh	Yes	Yes	No	Maintained in Register
18	Baran	Kishanganj	PS Ganeshpura	Yes	Yes	No	Maintained in Register
19	Baran	Shabhad	UPS Samarniya Girls	No	Yes	No	Maintained in Register
20	Baran	Shabhad	UPS Samarniya	Yes	Yes	No	Maintained in Register
21	Baran	Shabhad	UP Kelwada	Yes	Yes	No	Maintained in Register
22	Baran	Shabhad	PS Kelwada	No	No	No	

S. No	District Name	Block	Name of School	Coverage under SHP			Remarks
				Health Check up	Distribution of micro nutrients	Health-Card available in school	
1	2	3	4	5	6	7	9
23	Baran	Shabhad	UPS Samlifatak	Yes	No	No	
24	Bundi	Nainwa	Govt. Sr. Secondary School, Jaitpur	Yes	Yes	No	Maintained in Register
25	Bundi	Nainwa	P.S. Jaitpur	Yes	Yes	No	Maintained in Register
26	Bundi	Nainwa	UPS Bulika Dei	Yes	Yes	No	Maintained in Register
27	Bundi	Nainwa	Govt. Secondary Naveen Dei	Yes	Yes	No	Maintained in Register
28	Bundi	Nainwa	PS Mahadpur	Yes	No	No	Maintained in Register
29	Bundi	Nainwa	Govt. S.S. Schools Motipura	Yes	Yes	No	Maintained in Register
30	Bundi	K-Patan	MS Kodija	Yes	Yes(Only Girls)	No	Maintained in Register
31	Bundi	K-Patan	MS Chadi	Yes	Yes	No	Maintained in Register
32	Bundi	K-Patan	UPS Sugar Mill	Yes	Yes	No	Maintained in Register
33	Bundi	K-Patan	MS Gudli	Yes	Yes	No	Maintained in Register
34	Bundi	K-Patan	PS Gudli	Yes	Yes	No	Maintained in Register
35	Bundi	K-Patan	PS Radi	Yes	Yes	No	Maintained in

S. No	District Name	Block	Name of School	Coverage under SHP			Remarks
				Health Check up	Distribution of micro nutrients	Health-Card available in school	
1	2	3	4	5	6	7	9
							Register
36	Bundi	K-Patan	MS Radi	Yes	Yes	No	Maintained in Register
37	Bundi	Hindoli	Govt. UPS Ashok Factory	Yes	Yes	No	Maintained in Register
38	Bundi	Hindoli	UPS Shivraj Nagar	Yes	Yes	No	Maintained in Register
39	Bundi	Hindoli	UPS Sanskrit School	Yes	Yes	No	Maintained in Register
40	Bundi	Bundi	PS Baldevpura	Yes	Yes	No	Maintained in Register
41	Bundi	Bundi	PS Kalbeliya Busty	Yes	Yes	No	Maintained in Register
42	Bundi	Bundi	UPS Ganpat Pura	Yes	Yes	No	Maintained in Register
43	Bundi	Bundi	MS Rajwas	Yes	Yes	No	Maintained in Register

मध्याह्न भोजन योजना
Mid Day Meal Scheme

Inspection carried out at school

Sl. No.	District Name	Block Name	School Name	Inspection by Block / District / State Officials with remark / comments about MDM
1	Baran	Baran	P.S. Balam	Yes but not focused on MDM
2	Baran	Baran	Govt. Sanskrit Schools, Balam	Yes but not focused on MDM
3	Baran	Baran	Govt. UP. Dalutpura	Yes but not focused on MDM
4	Baran	Baran	P.S. Iklera	Yes but not focused on MDM
5	Baran	Baran	UPS Amapura	Yes but not focused on MDM
6	Baran	Baran	GUPS Nabin Bara	Yes but not focused on MDM
7	Baran	Baran	UP Govt. MS, Iklera	Yes but not focused on MDM
8	Baran	Anta	PS Palitha	Yes but not focused on MDM
9	Baran	Anta	MS Nagda	Yes but not focused on MDM
10	Baran	Anta	UPS Amakijhopdiyan	Yes but not focused on MDM
11	Baran	Anta	PS Nagda	Yes but not focused on MDM
12	Baran	Anta	Govt. Boys SSS Palaitha	Yes but not focused on MDM
13	Baran	Anta	Girls SS Palaitha	Yes but not focused on MDM
14	Baran	Kishanganj	Govt. S.S. Ranibarod	Yes but not focused on MDM
15	Baran	Kishanganj	GPS Garighata	Yes but not focused on MDM
16	Baran	Kishanganj	UPS Rampuriya Jagir	Yes but not focused on MDM
17	Baran	Kishanganj	Govt. UPS Girsl Bhanwargarh	Yes but not focused on MDM
18	Baran	Kishanganj	PS Ganeshpura	Yes but not focused on MDM
19	Baran	Shabhad	UPS Samarniya Girls	Yes but not focused on MDM
20	Baran	Shabhad	UPS Samarniya	Yes but not focused on MDM

Sl. No.	District Name	Block Name	School Name	Inspection by Block / District / State Officials with remark / comments about MDM
21	Baran	Shabhad	UP Kelwada	Yes but not focused on MDM
22	Baran	Shabhad	PS Kelwada	Yes but not focused on MDM
23	Baran	Shabhad	UPS Samlifatak	Yes but not focused on MDM
24	Bundi	Nainwa	Govt. Sr. Secondary School, Jaitpur	Yes but not focused on MDM
25	Bundi	Nainwa	P.S. Jaitpur	Yes but not focused on MDM
26	Bundi	Nainwa	UPS Bulika Dei	Yes but not focused on MDM
27	Bundi	Nainwa	Govt. Secondary Naveen Dei	Yes but not focused on MDM
28	Bundi	Nainwa	PS Mahadpur	Yes but not focused on MDM
29	Bundi	Nainwa	Govt. S.S. Schools Motipura	Yes but not focused on MDM
30	Bundi	K-Patan	MS Kodija	Yes but not focused on MDM
31	Bundi	K-Patan	MS Chadi	Yes but not focused on MDM
32	Bundi	K-Patan	UPS Sugar Mill	Yes but not focused on MDM
33	Bundi	K-Patan	MS Gudli	Yes but not focused on MDM
34	Bundi	K-Patan	PS Gudli	Yes but not focused on MDM
35	Bundi	K-Patan	PS Radi	Yes but not focused on MDM
36	Bundi	K-Patan	MS Radi	Yes but not focused on MDM
37	Bundi	Hindoli	Govt. UPS Ashok Factory	Yes but not focused on MDM
38	Bundi	Hindoli	UPS Shivraj Nagar	Yes but not focused on MDM
39	Bundi	Hindoli	UPS Sanskrit School	Yes but not focused on MDM
40	Bundi	Bundi	PS Baldevpura	Yes but not focused on MDM
41	Bundi	Bundi	PS Kalbeliya Busty	Yes but not focused on MDM
42	Bundi	Bundi	UPS Ganpat Pura	Yes but not focused on MDM
43	Bundi	Bundi	MS Rajwas	Yes but not focused on MDM

Mid Day Meal Scheme